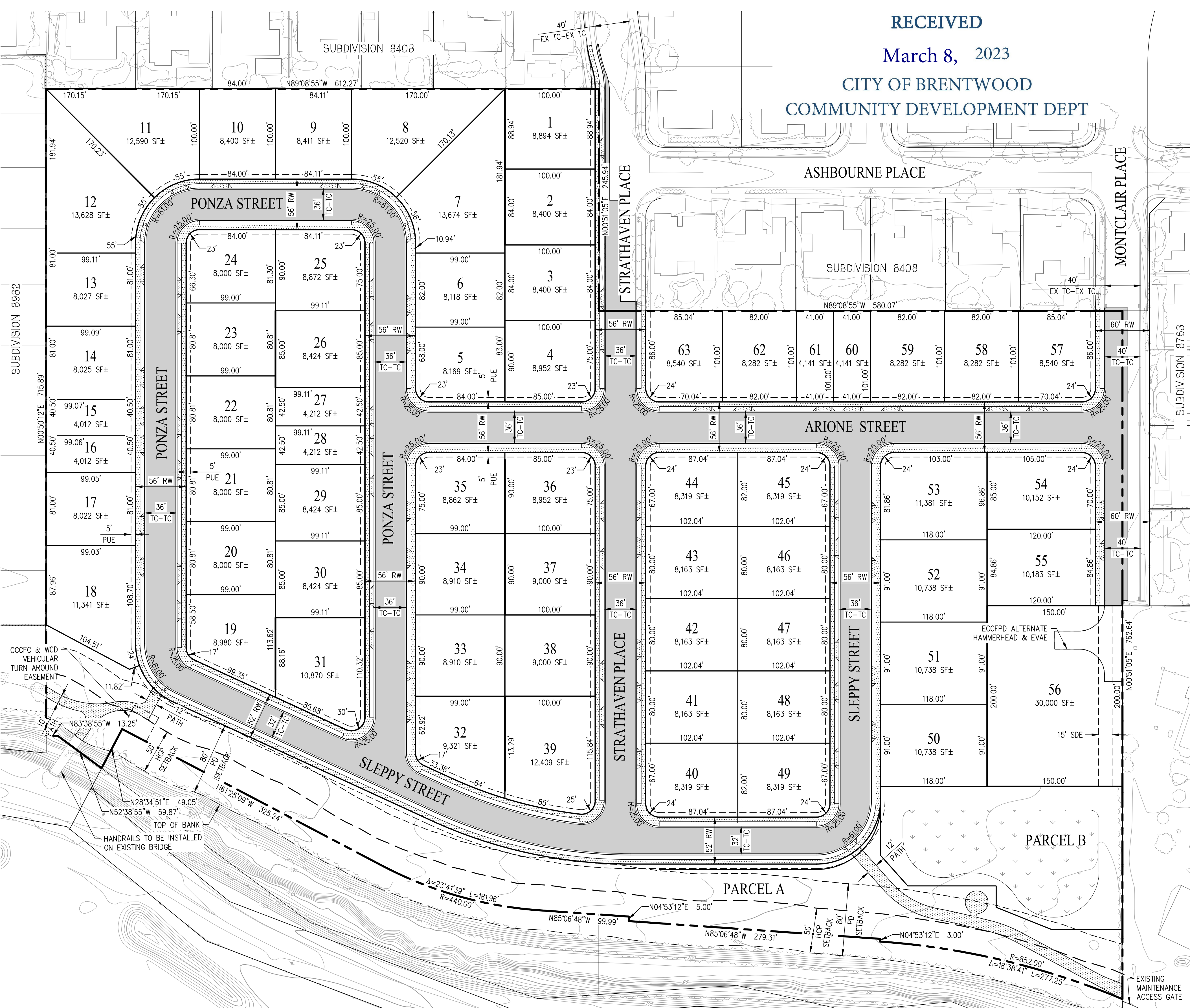
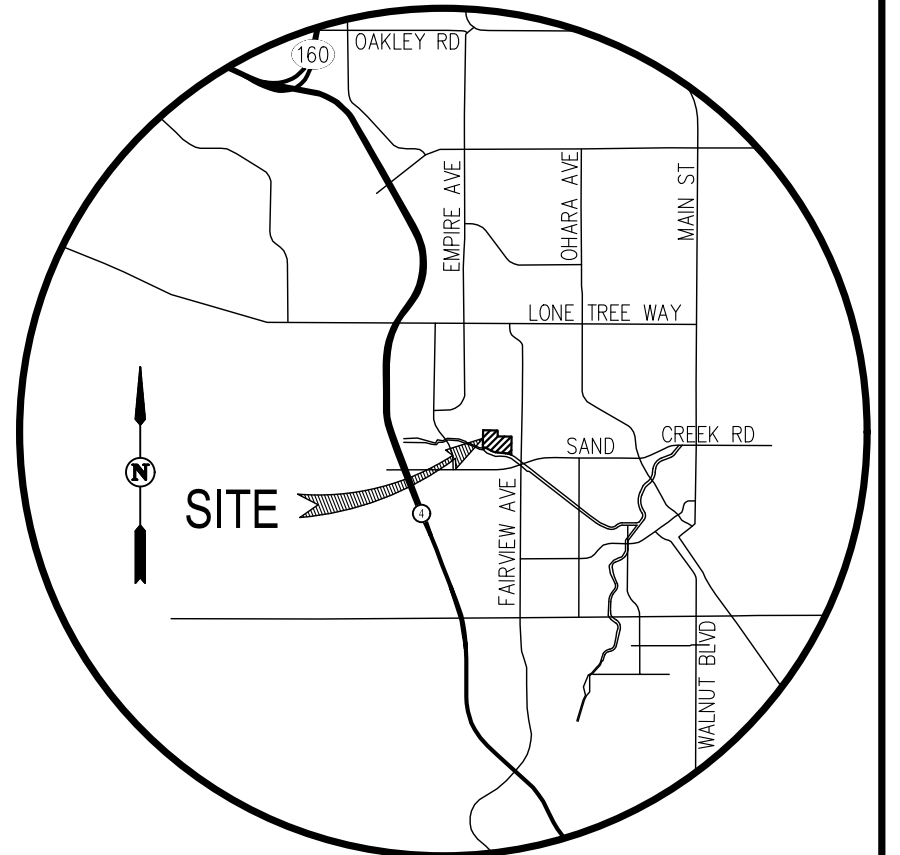


RECEIVED  
March 8, 2023  
CITY OF BRENTWOOD  
COMMUNITY DEVELOPMENT DEPT



ABBREVIATIONS table with symbols for CL, EM, EVAE, FC, LS, LME, PUE, R, RW, SDE, SF, SW.

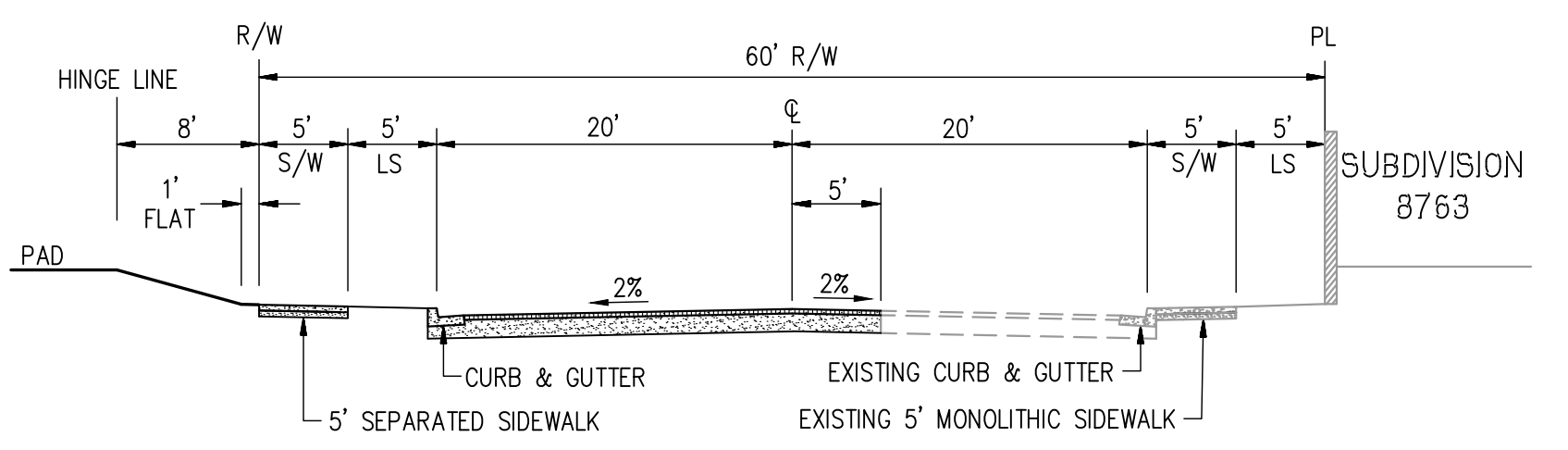
LEGEND table with symbols for EXISTING and PROPOSED lines for PROJECT BOUNDARY, RIGHT OF WAY, LOT LINE, FACE OF CURB, EASEMENT, 80-FT TOP OF BANK SETBACK, 50-FT TOP OF BANK SETBACK, TOP OF BANK, AC PAVEMENT, SIDEWALK, BIORETENTION.



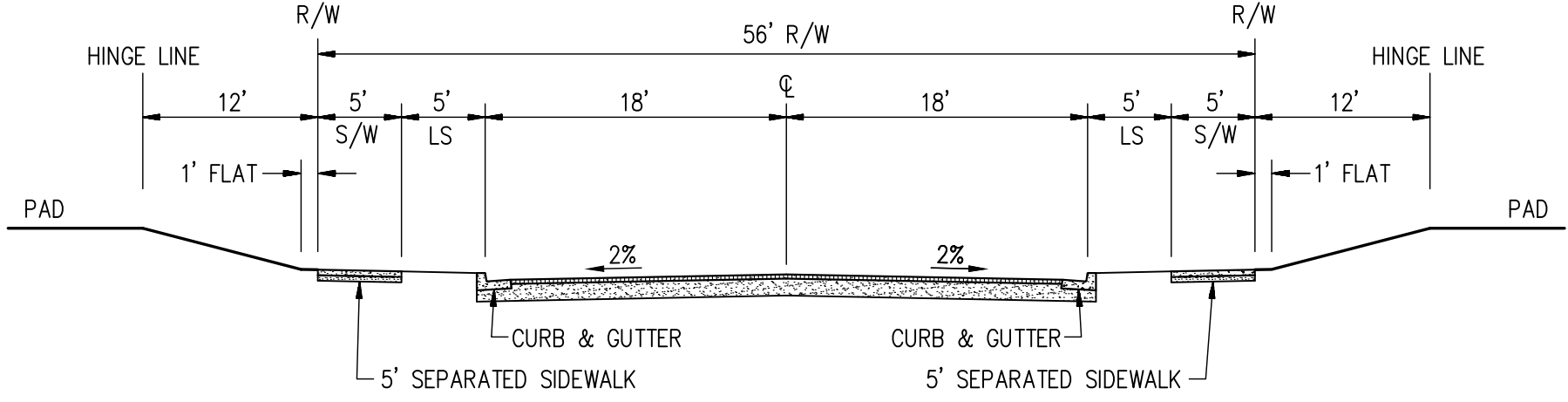
VICINITY MAP  
NOT TO SCALE

GENERAL NOTES:

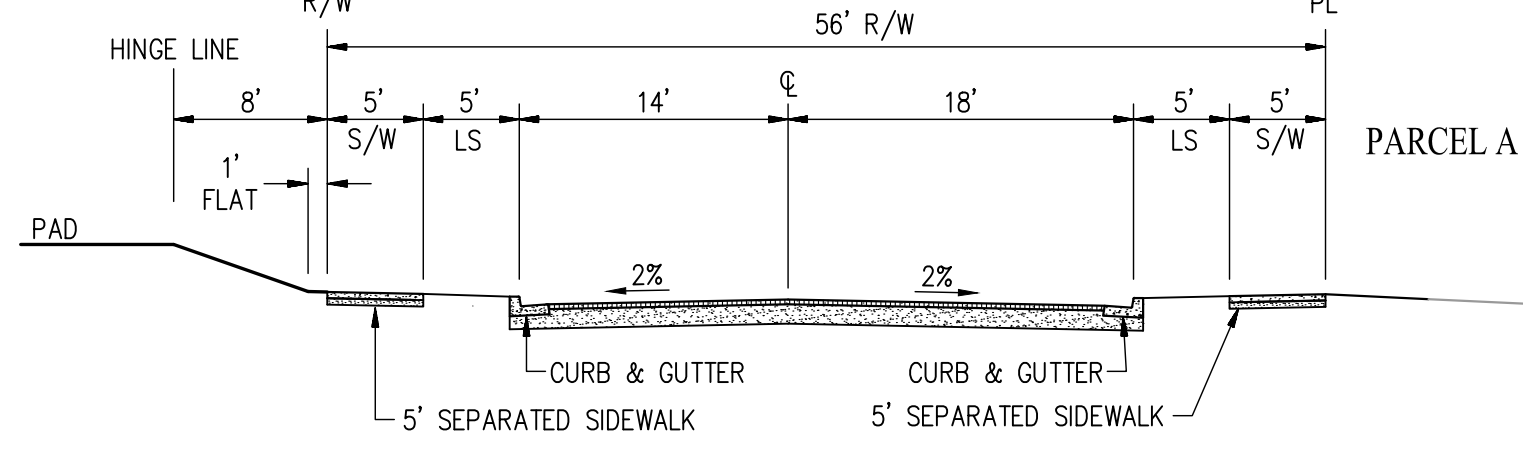
- 1. OWNER: MELRINA MAGGIORA AND ARIONE-MAGGIORA FAMILY TRUST AND DEBRA MAGGIORA AND THE HOUSER FAMILY SURVIVOR'S TRUST
2. APPLICANT: TRUMARK, DAIWA HOUSE GROUP
3. CIVIL ENGINEER: CARLSON, BARBEE & GIBSON, INC.
4. SOILS ENGINEER: ENGO INCORPORATED
5. LAND AREA SUMMARY: 20.90 AC. TOTAL
6. BENCHMARK: CITY OF BRENTWOOD VERTICAL CONTROL
7. APN: 019-092-013, 019-092-034
8. ADDRESS: 1777 APRICOT WAY
9. GENERAL PLAN: RESIDENTIAL LOW DENSITY (R-LD)
10. ZONING: EXISTING & PROPOSED: PD-35
11. EXISTING USE: VACANT
12. TOTAL NO. OF LOTS: 63
13. MINIMUM LOT SIZE: 41'x99'
14. AVERAGE LOT SIZE: 82'x100'
15. MAXIMUM LOT SIZE: 150'x200'
16. RESIDENTIAL DENSITY: 3.0 DU/ACRE
17. UTILITIES: WATER: CITY OF BRENTWOOD; SEWER: CITY OF BRENTWOOD; STORM WATER: CITY OF BRENTWOOD; GAS & ELECTRIC: PACIFIC GAS & ELECTRIC COMPANY; TELEPHONE: AT&T
18. MULTIPLE FINAL MAPS MAY BE FILED ON THE LANDS SHOWN ON THIS MAP.
19. STREET LIGHTS WILL BE DECORATIVE PER DETAIL SL-4.
20. FLOOD ZONE: ZONE X PER FLOOD INSURANCE RATE MAP PANEL: 060130353F; EFFECTIVE DATE: JUNE 16, 2009
21. PROPOSED GRADING AS SHOWN IS PRELIMINARY. FINAL GRADING IS SUBJECT TO FINAL DESIGN.
22. ALL UTILITIES SHOWN ARE TO BE USED AS A GUIDE. FINAL DESIGN SUBJECT TO MODIFICATION BASED UPON FINAL SITE PLAN.
23. SOURCE OF AERIAL PHOTOGRAPHY IS GEO MAPS FLOWN IN DECEMBER 7, 2021, WITH A 1 FOOT CONTOUR INTERVAL.
24. PARCELS: DESIGNATION: PARCEL A, PARCEL B; DEDICATED TO: CITY OF BRENTWOOD (IN FEE), CITY OF BRENTWOOD (IN FEE); USE: OPEN SPACE, WATER QUALITY



TYPICAL 60' ROW - MONTCLAIR PLACE  
NOT TO SCALE



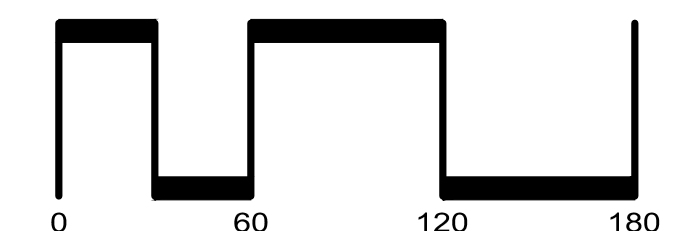

TYPICAL 56' ROW INTERNAL STREET WITH 36' TC TO TC  
NOT TO SCALE



TYPICAL 52' ROW ADJACENT TO PARCEL A  
NOT TO SCALE

SUBDIVISION 9610  
VESTING TENTATIVE MAP  
TRUMARK TRAILSIDE

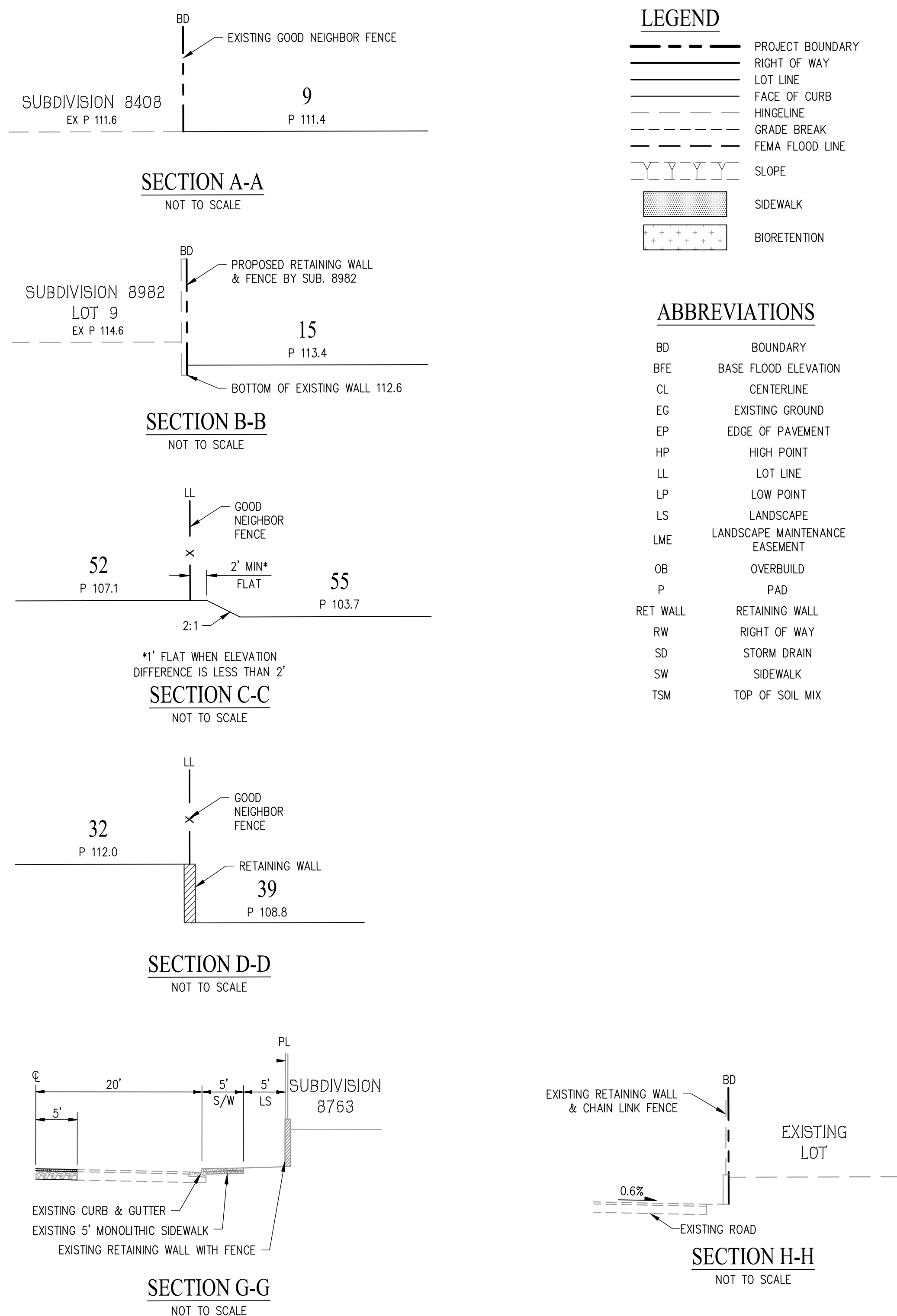
CITY OF BRENTWOOD CONTRA COSTA COUNTY CALIFORNIA  
SCALE: 1" = 60' DATE: MARCH 2023



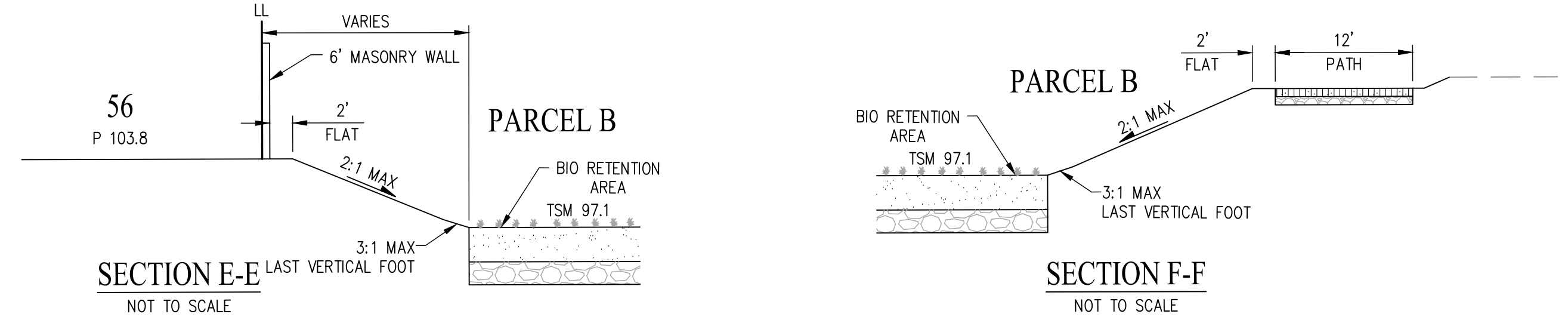
SAN RAMON (925) 866-0322  
ROSEVILLE (916) 788-4456  
WWW.CBANG.COM  
CIVIL ENGINEERS SURVEYORS PLANNERS

SHEET NO.  
1  
OF 4 SHEETS





EARTHWORK SUMMARY		PHASE I GRADING	
ITEM	CUT	FILL	
RAW EARTHWORK	19,060 CY±	30,770 CY±	
10% CONSOLIDATION	-	3,080 CY±	
UTILITY SPOILS	2,000 CY±	-	
TOTALS	21,060 CY±	33,850 CY±	
NET	12,790 CY± IMPORT		



# SUBDIVISION 9610 PRELIMINARY GRADING PLAN TRUMARK TRAILSIDE

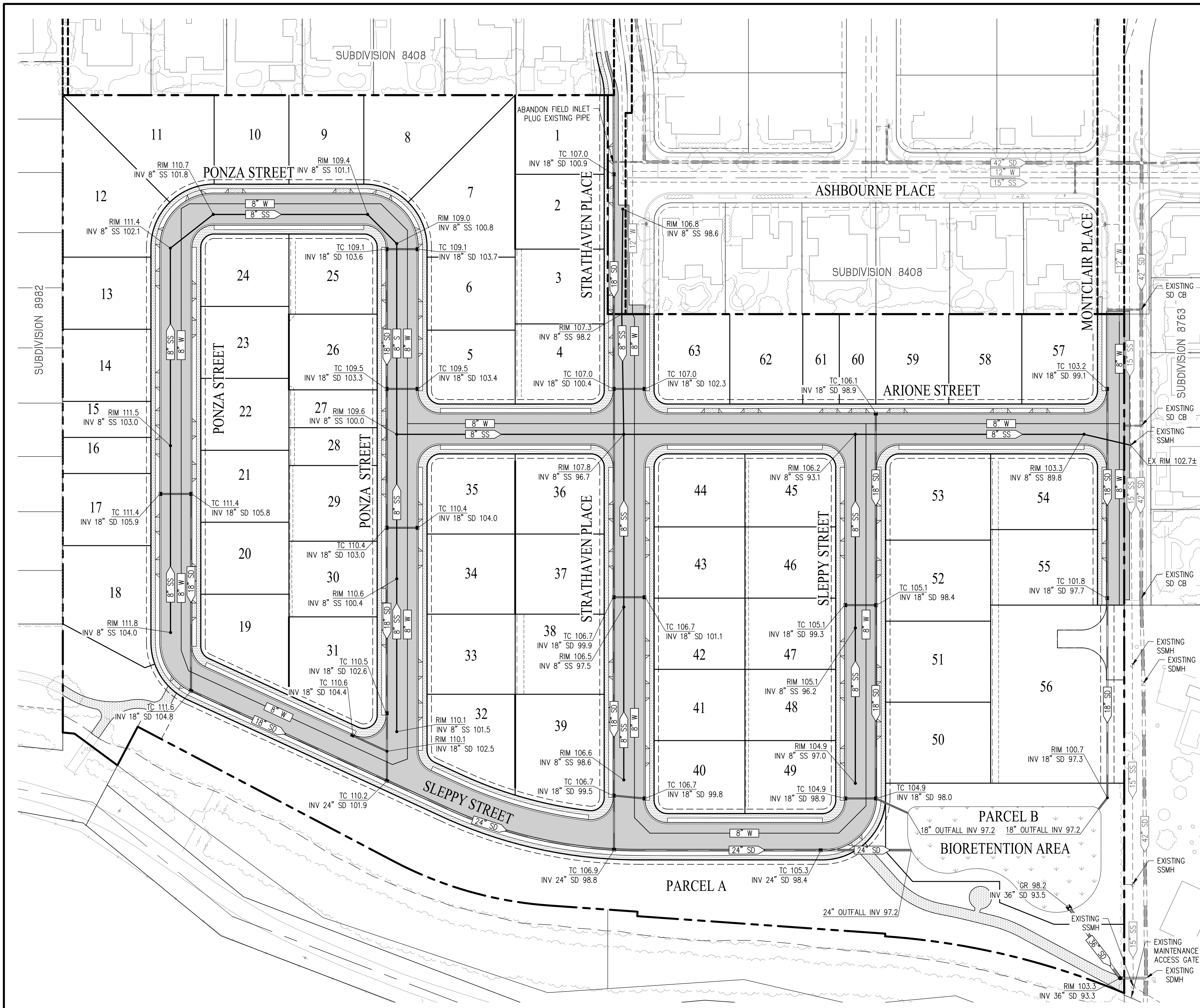
CITY OF BRENTWOOD    CONTRA COSTA COUNTY    CALIFORNIA  
SCALE: 1" = 60'    DATE: MARCH 2023

SAN RAMON    (925) 866-0322  
ROSEVILLE    (916) 788-4456  
WWW.CBANG.COM

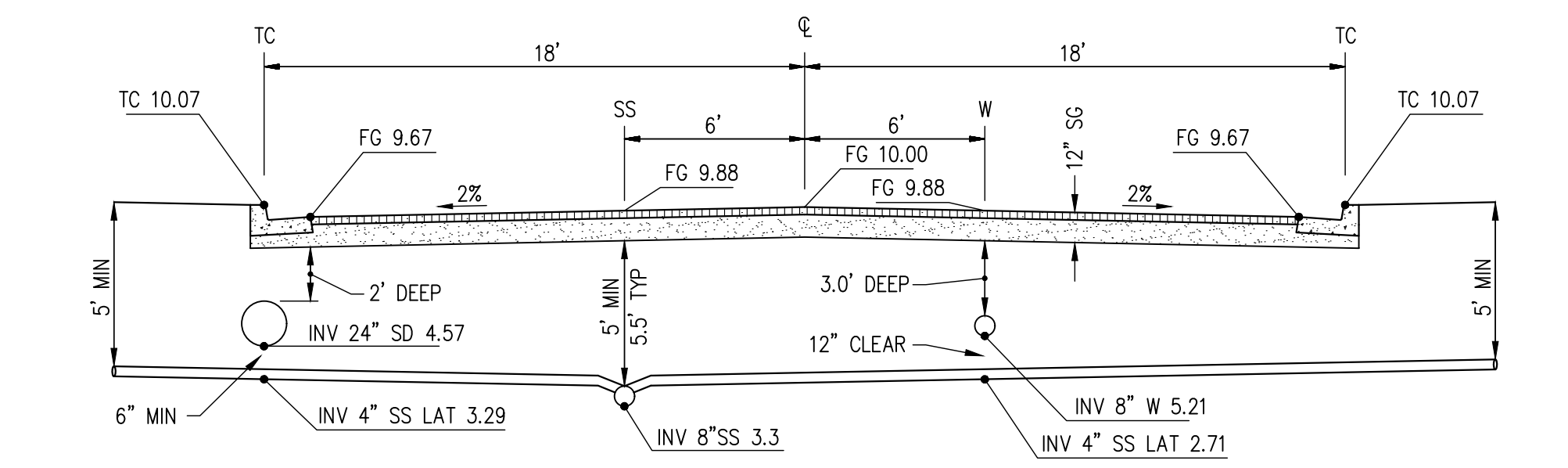
CIVIL ENGINEERS    SURVEYORS    PLANNERS

SHEET NO.  
**2**  
OF 4 SHEETS

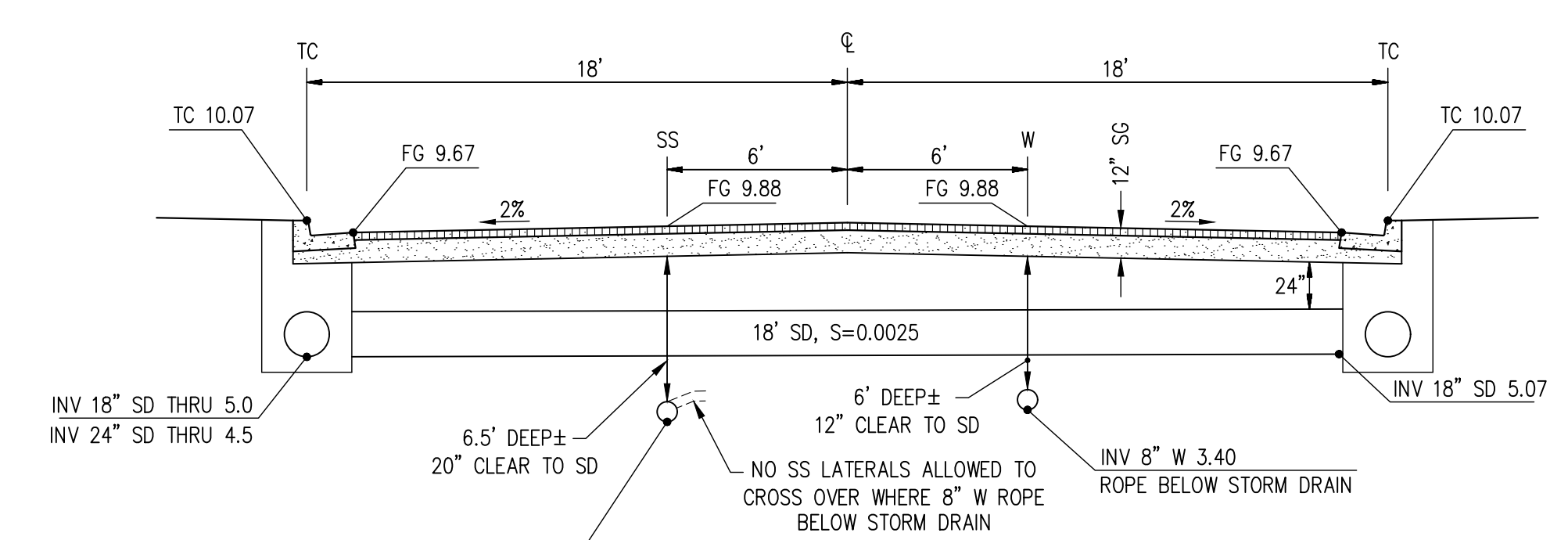




LEGEND		ABBREVIATIONS
	EXISTING	CL CENTERLINE
	PROPOSED	ECCID EAST CONTRA COSTA IRRIGATION DISTRICT
		FG FINISHED GRADE
		GR GRATE
		INV INVERT
		IRR IRRIGATION
		LAT LATERAL
		SD STORM DRAIN
		SS SANITARY SEWER
		TC TOP OF CURB
		W WATER



MINIMUM UTILITY DEPTHS  
NOT TO SCALE



MINIMUM UTILITY DEPTHS  
AT STORM DRAIN CROSSINGS

- MINIMUM DEPTH PROJECT PARAMETERS:**
- STORM DRAIN MINIMUM COVER IS 2' BELOW SUBGRADE.
  - WATER PIPE MINIMUM COVER IS 3.0' BELOW SUBGRADE (STANDARD PVC & NO CONCRETE CAP).
  - SANITARY SEWER MINIMUM COVER IS 5' BELOW SUBGRADE.

- UTILITY DESIGN NOTES:**
1. PROJECT STORM DRAIN TO CONNECT TO EXISTING STUB CONSISTENT WITH SUBDIVISION 8408 STORM DRAIN STUDY APPROVED BY CITY AND FLOOD CONTROL DISTRICT IN 2003.
  2. ALL STORM DRAIN HAS A MINIMUM SLOPE OF S=0.0020 AND MATCHES CROWNS.
  3. ALL SANITARY SEWER HAS A MINIMUM SLOPE OF S=0.0035 AND 0.1' DROPS AT MANHOLES WITH AN ANGLE GREATER THAN 20°.
  4. ALL WATER LINES ARE AT A DEPTH OF 3.0' BELOW SUBGRADE, UNLESS ROPED BENEATH UTILITY CROSSINGS TO OBTAIN NECESSARY CLEARANCES.

# SUBDIVISION 9610 PRELIMINARY UTILITY PLAN TRUMARK TRAILSIDE

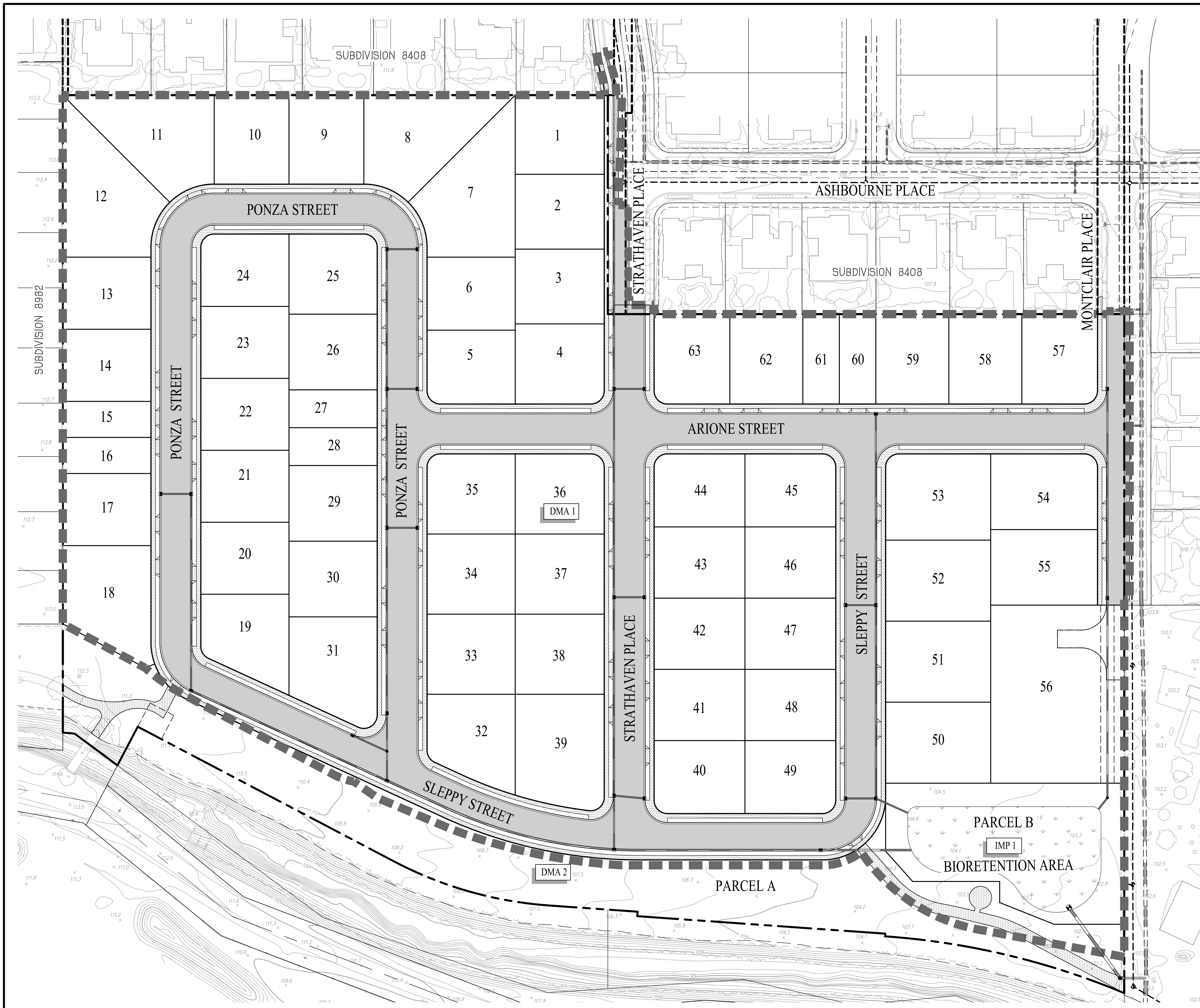
CITY OF BRENTWOOD CONTRA COSTA COUNTY CALIFORNIA  
SCALE: 1" = 60' DATE: MARCH 2023

SAN RAMON (925) 866-0322  
ROSEVILLE (916) 788-4456  
WWW.CBANG.COM

CIVIL ENGINEERS SURVEYORS PLANNERS

SHEET NO.  
**3**  
OF 4 SHEETS



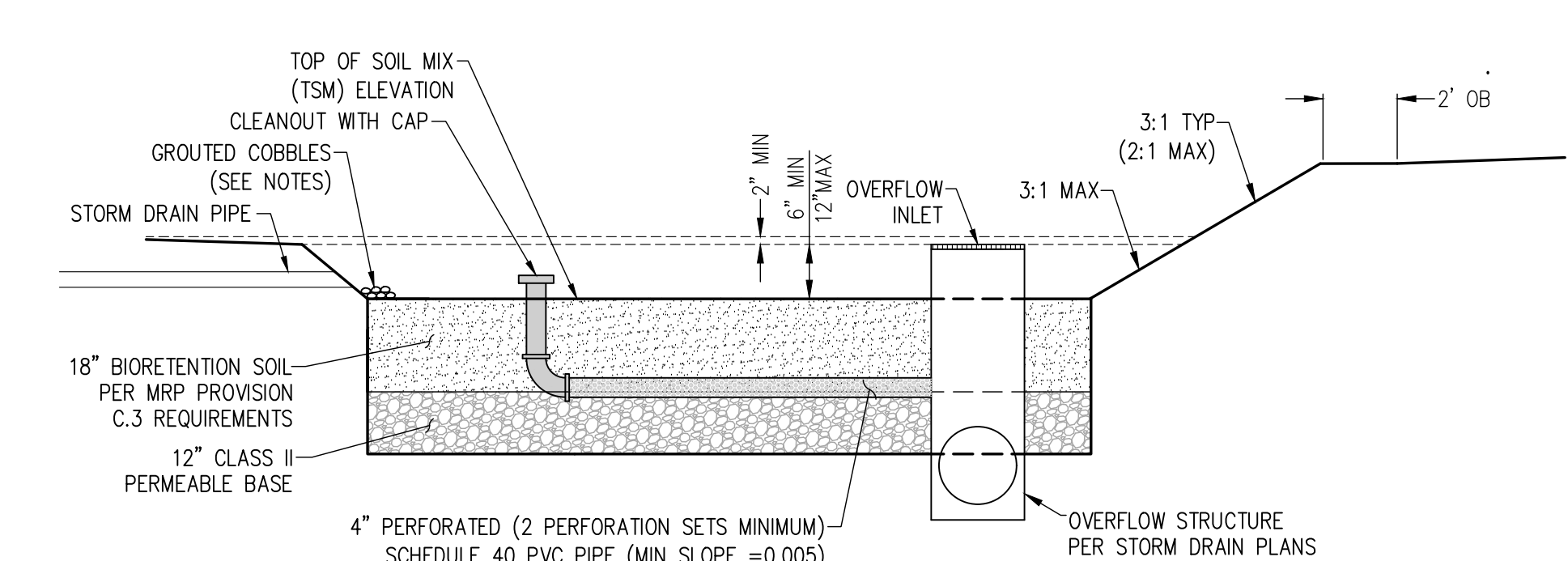


**LEGEND**

EXISTING	PROPOSED	
---	---	PROJECT BOUNDARY
---	---	RIGHT OF WAY
---	---	LOT LINE
---	---	FACE OF CURB
---	---	SANITARY SEWER PIPE
---	---	FIELD INLET
---	---	CATCH BASIN
---	---	MANHOLE
---	---	AC PAVEMENT
---	---	SIDEWALK
---	---	BIORETENTION
---	---	DMA BOUNDARY
---	---	<b>DMA 1</b> DRAINAGE MANAGEMENT AREA
---	---	<b>IMP 1</b> INTEGRATED MANAGEMENT PRACTICE - BIORETENTION AREA

**ABBREVIATIONS**

DMA	DRAINAGE MANAGEMENT AREA
IMP	INTEGRATED MANAGEMENT PRACTICE
MRP	MUNICIPAL REGIONAL STORMWATER PERMIT
OB	OVERBUILD
SD	STORM DRAIN
TSM	TOP OF SOIL MIX
TYP	TYPICAL



- BIORETENTION AREA NOTES:**
1. INSTALL A 6" DEEP 3'x3' GROUDED COBBLE OUTFALL AT ALL DRAIN OUTLETS AND SWALE CONNECTION LOCATIONS TO BIORETENTION.
  2. ALL COBBLES SHALL BE 3"-6" IN DIAMETER.
  3. MINIMUM SLOPE OF ALL PERFORATED PIPE TO BE 0.005.
  4. ALL PERFORATED DRAIN PIPES TO HAVE 8" MINIMUM OF DRAIN ROCK ABOVE THE PIPE.
  5. CONTRACTOR TO PROVIDE AT LEAST 3 INCHES OF COMPOSTED NON-FLOATING MULCH ON ANY EXPOSED EARTH WITHIN THE BIORETENTION AREA.

**DRAINAGE MANAGEMENT AREA SUMMARY**

AREA ID	PRIVATE IMPROVEMENTS		TREATMENT AREA	
	ROOF AND CONCRETE (SF)	LANDSCAPING (SF)	REQUIRED (SF)	PROVIDED (SF)
DMA 1	429,193	388,500	18,722	19,035

- NOTES:**
1. DMA 2 IS A SELF-RETAINING AREA.
  2. VALUES IN THE TABLE ABOVE ARE ESTIMATED BASED ON THE AVAILABLE INFORMATION AT THE TIME OF THIS TENTATIVE MAP.
  3. REQUIRED AREAS CALCULATED USING THE 4% RULE WITH A FACTOR OF 1.0 FOR IMPERVIOUS AREAS AND 0.1 FOR PERVIOUS AREAS (CONTRA COSTA COUNTY IMP SIZING TOOL)
  4. PER "APPLICABILITY OF HYDROMODIFICATION MANAGEMENT" WEBSITE, SITE IS EXEMPT BECAUSE IT DRAINS INTO SAND CREEK WHICH IS TIDAL INFLUENCED

**SUBDIVISION 9610**  
**STORMWATER CONTROL PLAN**  
**TRUMARK TRAILSIDE**

CITY OF BRENTWOOD CONTRA COSTA COUNTY CALIFORNIA  
 SCALE: 1" = 60' DATE: MARCH 2023

SAN RAMON (925) 866-0322  
 ROSEVILLE (916) 788-4456  
 WWW.CBANDG.COM

SHEET NO.  
**4**  
 OF 4 SHEETS





LOT	LOT AREA (SF)	PLAN	FOOTPRINT (SF)	LOT COVERAGE
1	8,894	1	2,917	33%
2	8,400	2	2,846	34%
3	8,400	3	2,655	32%
4	8,952	2	2,846	32%
5	8,169	1	2,917	36%
6	8,118	2	2,846	35%
7	13,674	3	2,655	19%
8	12,520	2	2,846	23%
9	8,411	1	2,917	35%
10	8,400	3	2,655	32%
11	12,590	2	2,846	23%
12	13,628	3	2,655	19%
13	8,027	2	2,846	35%
14	8,025	3	1,443	18%
15	4,210	Duet B	1,443	34%
16	4,210	Duet A	1,325	31%
17	8,022	3	2,655	33%
18	11,341	2	2,846	25%
19	8,980	3	2,655	30%
20	8,000	1	2,917	36%
21	8,000	2	2,846	36%
22	8,000	3	2,655	33%
23	8,000	2	2,846	36%
24	8,000	1	2,917	36%
25	8,872	3	2,655	30%
26	8,424	2	2,846	34%
27	4,212	Duet A	1,325	31%
28	4,212	Duet B	1,443	34%
29	8,424	3	2,655	32%
30	8,424	2	2,846	34%
31	10,870	1	2,917	27%
32	9,321	2	2,846	31%
33	8,910	3	2,655	30%
34	8,910	1	2,917	33%
35	8,862	2	2,846	32%
36	8,952	1	2,917	33%
37	9,000	2	2,846	32%
38	9,000	3	2,655	30%
39	12,409	1	2,917	24%
40	8,319	1	2,917	35%
41	8,163	3	2,655	33%
42	8,163	2	2,846	35%
43	8,163	1	2,917	36%
44	8,319	3	2,655	32%
45	8,319	2	2,846	34%
46	8,163	3	2,655	33%
47	8,163	1	2,917	36%
48	8,163	2	2,846	35%
49	8,319	3	2,655	32%
50	10,738	1	2,917	27%
51	10,738	3	2,655	25%
52	10,738	2	2,846	27%
53	11,381	1	2,917	26%
54	10,152	3	2,655	26%
55	10,183	2	2,846	28%
56	30,000	3	2,655	9%
57	8,540	1	2,917	34%
58	8,282	3	2,655	32%
59	8,282	2	2,846	34%
60	4,141	Duet B	1,443	35%
61	4,141	Duet A	1,325	32%
62	8,282	3	2,655	32%
63	8,540	1	2,917	34%

\*FOOTPRINT: SUM OF FIRST FLOOR LIVING SPACE AND GARAGE(S)

# SUBDIVISION 9610 PRELIMINARY DEVELOPMENT PLAN TRUMARK TRALSIDE

CITY OF BRENTWOOD    CONTRA COSTA COUNTY    CALIFORNIA  
SCALE: 1" = 50'    DATE: MARCH 2023

PLAN	TOTAL	%
PLAN 1 (1 STORY)	16	25.4%
PLAN 2 (2 STORY)	20	31.7%
PLAN 3 (2 STORY)	21	33.3%
DUET A (2 STORY)	3	4.8%
DUET B (2 STORY)	3	4.8%
<b>TOTAL</b>	<b>63</b>	<b>100.0%</b>

PLAN	A	B	C	TOTAL
1	5	5	6	16
2	7	6	7	20
3	7	7	7	21
DUET A	1	1	1	3
DUET B	1	1	1	3
<b>TOTAL</b>	<b>21</b>	<b>20</b>	<b>22</b>	<b>63</b>
%	33.3	31.7	34.9	100%

TYPE	COUNT
COVERED SPACES (GARAGES)	203
OFF STREET SPACES (DRIVEWAY)	126
ON-STREET SPACES (PARALLEL PARKING AVAILABILITY)	144
<b>TOTAL</b>	<b>473*</b>

\* 7 PARKING SPACES PER UNIT



- PURSUANT TO PD-35**
- A MINIMUM OF 10% OF LOTS SHALL HAVE SIDE-LOADED GARAGES (25.4% PROVIDED)
  - A MINIMUM OF 25% OF LOTS SHALL HAVE SINGLE-STORY UNITS (25.4% PROVIDED)
  - A MINIMUM OF 50% OF CORNER LOTS SHALL HAVE SINGLE-STORY UNITS (50% PROVIDED)
  - CORNER LOTS SHALL MAINTAIN A SIDE YARD ON THE STREET OF 10 FEET

**cbg**  
CIVIL ENGINEERS • SURVEYORS • PLANNERS

SAN RAMON • (925) 866-0322  
ROSEVILLE • (916) 788-4456  
WWW.CBANDG.COM



LEGEND

- 1 Bioretention Area
- 2 Picnic Nook
- 3 Handrails and paint to be installed on existing pedestrian bridge
- 4 Turf
- 5 Walking Path
- 6 Planting Area
- 7 Parkway Strip

**GATES**  
**+ASSOCIATES**  
 LANDSCAPE ARCHITECTURE  
 LAND PLANNING · URBAN DESIGN  
 1655 N. MAIN ST. STE 365, WALNUT CREEK, CA 94596  
 T 925.736.8176 www.dgates.com

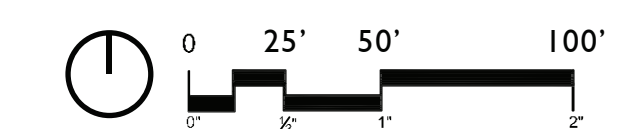
**TRUMARK**  
**TRAILSIDE**  
 TRACT 8610

1777 APRICOT WAY  
 BRENTWOOD  
 CALIFORNIA

TRUMARKHOMES

ISSUE: DESCRIPTION: DATE:

PROJECT NUMBER:  
 DRAWN:  
 CHECK:  
 DATE:  
 SCALE: 1" = 50'-0"



**OVERALL**  
**CONCEPT PLAN**

LI.I





LEGEND

- 1 Bioretention Sod
- 2 Ornamental Boulders
- 3 Dry Creekbed
- 4 Picnic Nook
- 5 Split Rail Fencing
- 6 Parkway Strip
- 7 Walking Path
- 8 Planting Area



SEE SHEET LI.3

CHARACTER IMAGES



LINEAR PARK PLANTING

TREES

SCIENTIFIC NAME	COMMON NAME	SIZE	WUCOLS
ARBUTUS X 'MARINA'	MARINA STRAWBERRY TREE	15 GAL.	L
CERCIS OCCIDENTALIS	WESTERN REDBUD	15 GAL.	L
PLATANUS OCCIDENTALIS	AMERICAN SYCAMORE	15 GAL.	M
PRUNUS CERASIFERA 'KRAUTER VESUVIUS'	KRAUTER VESUVIUS PURPLE-LEAF PLUM	15 GAL.	M
QUERCUS AGRIFOLIA	COAST LIVE OAK	15 GAL.	L
ULMUS PARVIFOLIA 'TRUE GREEN'	TRUE GREEN LACEBARK ELM	15 GAL.	M

SHRUBS

ABELIA X GRANDIFLORA	GLOSSY ABELIA	5 GAL.	M
AGAPANTHUS AFRICANUS	AFRICAN LILY	1 GAL.	M
ARCTOSTAPHYLOS DENSIFLORA	VINE HILL MANZANITA	15 GAL.	L
CEANOETHUS X 'DARK STAR'	DARK STAR WILD LILAC	15 GAL.	L
CHONDRPETALUM TECTORUM	SMALL CAPE RUSH	5 GAL.	L
CISTUS X OBLONGIFOLIUS	ROCKROSE	5 GAL.	L
EPILOBIUM CANUM	CALIFORNIA FUCHSIA	5 GAL.	L
GALVEZIA SPECIOSA	ISLAND SNAPDRAGON	5 GAL.	L
GREVILLEA X 'NOELLII'	NOEL GREVILLEA	5 GAL.	L
HEMEROCALLIS X 'STELLA DE ORO'	STELLA DE ORO DAYLILY	1 GAL.	M
LANTANA MONTEVIDENSIS	PURPLE TRAILING LANTANA	5 GAL.	L
LIGUSTRUM JAPONICUM 'TEXANUM'	TEXAS JAPANESE PRIVET	5 GAL.	L
PENNISETUM SETACEUM 'RUBRUM'	PURPLE FOUNTAIN GRASS	5 GAL.	L
RHAMNUS CALIFORNICA	CALIFORNIA COFFEEBERRY	15 GAL.	L
RHUS OVATA	SUGAR BUSH	15 GAL.	L
SALVIA GREGGII	AUTUMN SAGE	1 GAL.	L
SALVIA LEUCANTHA	MEXICAN BUSH SAGE	5 GAL.	L
SCAEVOLA ALBIDA 'MAUVE CLUSTERS'	MAUVE CLUSTERS FAIRY FAN FLOWER	1 GAL.	L
TEUCRIUM CHAMAEDRYS	GERMANDER	1 GAL.	M
TULBAGHIA VIOLACEA	SOCIETY GARLIC	1 GAL.	L
XYLOSMA CONGESTUM	SHINY XYLOSMA ESPALIER	5 GAL.	M

GROUNDCOVERS

ACACIA REDOLENS 'LOW BOY'	LOW BOY BANK CATCLAW	1 GAL.	L
ARCTOSTAPHYLOS X 'PACIFIC MIST'	PACIFIC MIST MANZANITA	1 GAL.	L
BACCHARIS PILULARIS 'PIGEON POINT'	PIGEON POINT COYOTE BRUSH	1 GAL.	L
CEANOETHUS GRISEUS HORIZONTALIS	CARMEL CREEPER	1 GAL.	L
COPROSMA KIRKII 'VARIEGATA'	CREEPING MIRROR PLANT	1 GAL.	L
COTONEASTER DAMMERI 'LOWFAST'	LOWFAST BEARBERRY COTONEASTER	1 GAL.	L
GREVILLEA HUMILIS 'COASTAL GEM'	COCONUT ICE GREVILLEA	1 GAL.	L
WESTRINGIA FRUTICOSA 'WES05' TM	MUNDI COAST ROSEMARY	1 GAL.	L
FESTUCA X 'BOLERO'	BOLERO DWARF FESCUE	SOD	M



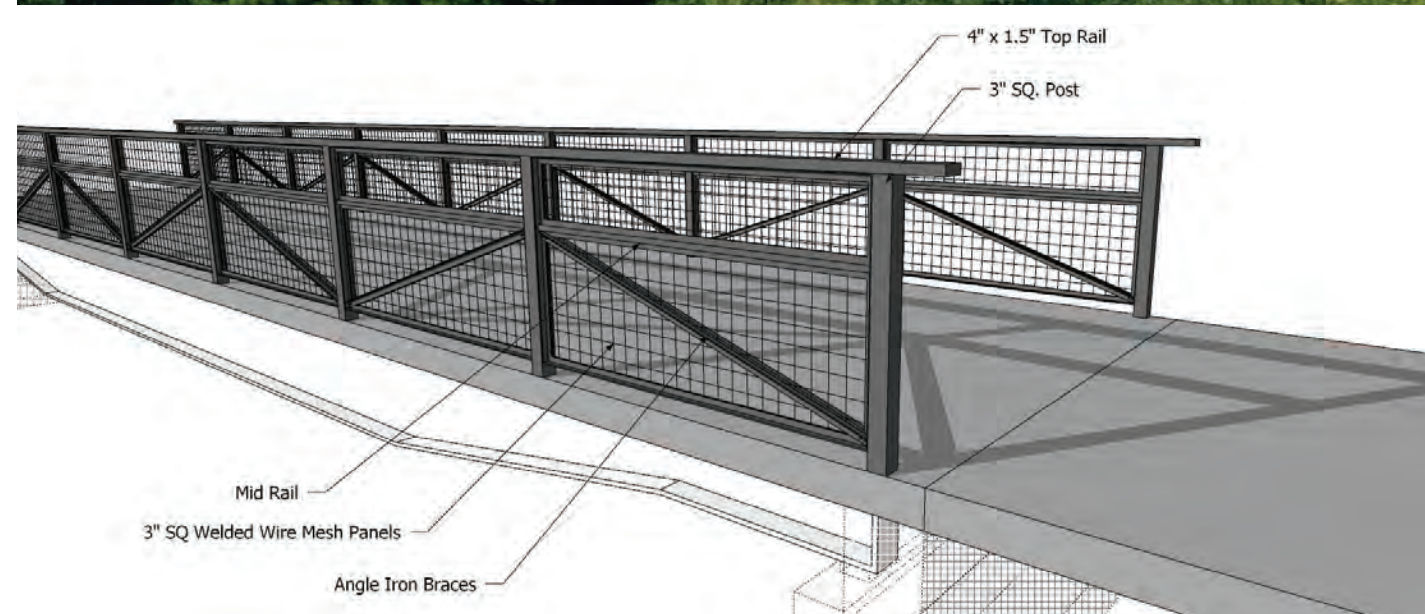


SEE SHEET LI.2

LEGEND

- 1 Handrails and paint to be installed on existing pedestrian bridge
- 2 Turf
- 3 Walking Path
- 4 Planting Area
- 5 Parkway Strip

PEDESTRIAN BRIDGE RENOVATION



LINEAR PARK PLANTING

TREES

SCIENTIFIC NAME	COMMON NAME	SIZE	WUCOLS
ARBUTUS X 'MARINA'	MARINA STRAWBERRY TREE	15 GAL.	L
CERCIS OCCIDENTALIS	WESTERN REDBUD	15 GAL.	L
PLATANUS OCCIDENTALIS	AMERICAN SYCAMORE	15 GAL.	M
PRUNUS CERASIFERA 'KRAUTER VESUVIUS'	KRAUTER VESUVIUS PURPLE-LEAF PLUM	15 GAL.	M
QUERCUS AGRIFOLIA	COAST LIVE OAK	15 GAL.	L
ULMUS PARVIFOLIA 'TRUE GREEN'	TRUE GREEN LACEBARK ELM	15 GAL.	M

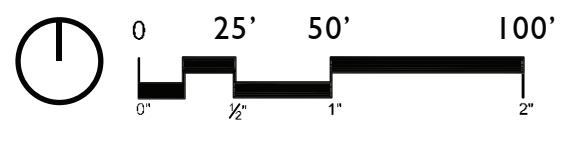
SHRUBS

ABELIA X GRANDIFLORA	GLOSSY ABELIA	5 GAL	M
AGAPANTHUS AFRICANUS	AFRICAN LILY	1 GAL	M
ARCTOSTAPHYLOS DENSIFLORA	VINE HILL MANZANITA	15 GAL	L
CEANOTHUS X 'DARK STAR'	DARK STAR WILD LILAC	15 GAL	L
CHONDRPETALUM TECTORUM	SMALL CAPE RUSH	5 GAL	L
CISTUS X OBLONGIFOLIUS	ROCKROSE	5 GAL	L
EPILOBIUM CANUM	CALIFORNIA FUCHSIA	5 GAL	L
GALVEZIA SPECIOSA	ISLAND SNAPDRAGON	5 GAL	L
GREVILLEA X 'NOELLII'	NOEL GREVILLEA	5 GAL	L
HEMEROCALLIS X 'STELLA DE ORO'	STELLA DE ORO DAYLILY	1 GAL	M
LANTANA MONTEVIDENSIS	PURPLE TRAILING LANTANA	5 GAL	L
LIGUSTRUM JAPONICUM 'TEXANUM'	TEXAS JAPANESE PRIVET	5 GAL	L
PENNISETUM SETACEUM 'RUBRUM'	PURPLE FOUNTAIN GRASS	5 GAL	L
RHAMNUS CALIFORNICA	CALIFORNIA COFFEEBERRY	15 GAL	L
RHUS OVATA	SUGAR BUSH	15 GAL	L
SALVIA GREGGII	AUTUMN SAGE	1 GAL	L
SALVIA LEUCANTHA	MEXICAN BUSH SAGE	5 GAL	L
SCAEOVOLA ALBIDA 'MAUVE CLUSTERS'	MAUVE CLUSTERS FAIRY FAN FLOWER	1 GAL	L
TEUCRIUM CHAMAEDRYD	GERMANDER	1 GAL	M
TULBAGHIA VIOLACEA	SOCIETY GARLIC	1 GAL	L
XYLOSMA CONGESTUM	SHINY XYLOSMA ESPALIER	5 GAL	M

GROUNDCOVERS

ACACIA REDOLENS 'LOW BOY'	LOW BOY BANK CATCLAW	1 GAL	L
ARCTOSTAPHYLOS X 'PACIFIC MIST'	PACIFIC MIST MANZANITA	1 GAL	L
BACCHARIS PILULARIS 'PIGEON POINT'	PIGEON POINT COYOTE BRUSH	1 GAL	L
CEANOTHUS GRISEUS HORIZONTALIS	CARMEL CREEPER	1 GAL	L
COPROSMA KIRKII 'VARIEGATA'	CREEPING MIRROR PLANT	1 GAL	L
COTONEASTER DAMMERI 'LOWFAST'	LOWFAST BEARBERRY COTONEASTER	1 GAL	L
GREVILLEA HUMILIS 'COASTAL GEM'	COCONUT ICE GREVILLEA	1 GAL	L
WESTRINGIA FRUTICOSA 'WES05' TM	MUNDI COAST ROSEMARY	1 GAL	L
FESTUCA X 'BOLERO'	BOLERO DWARF FESCUE	SOD	M













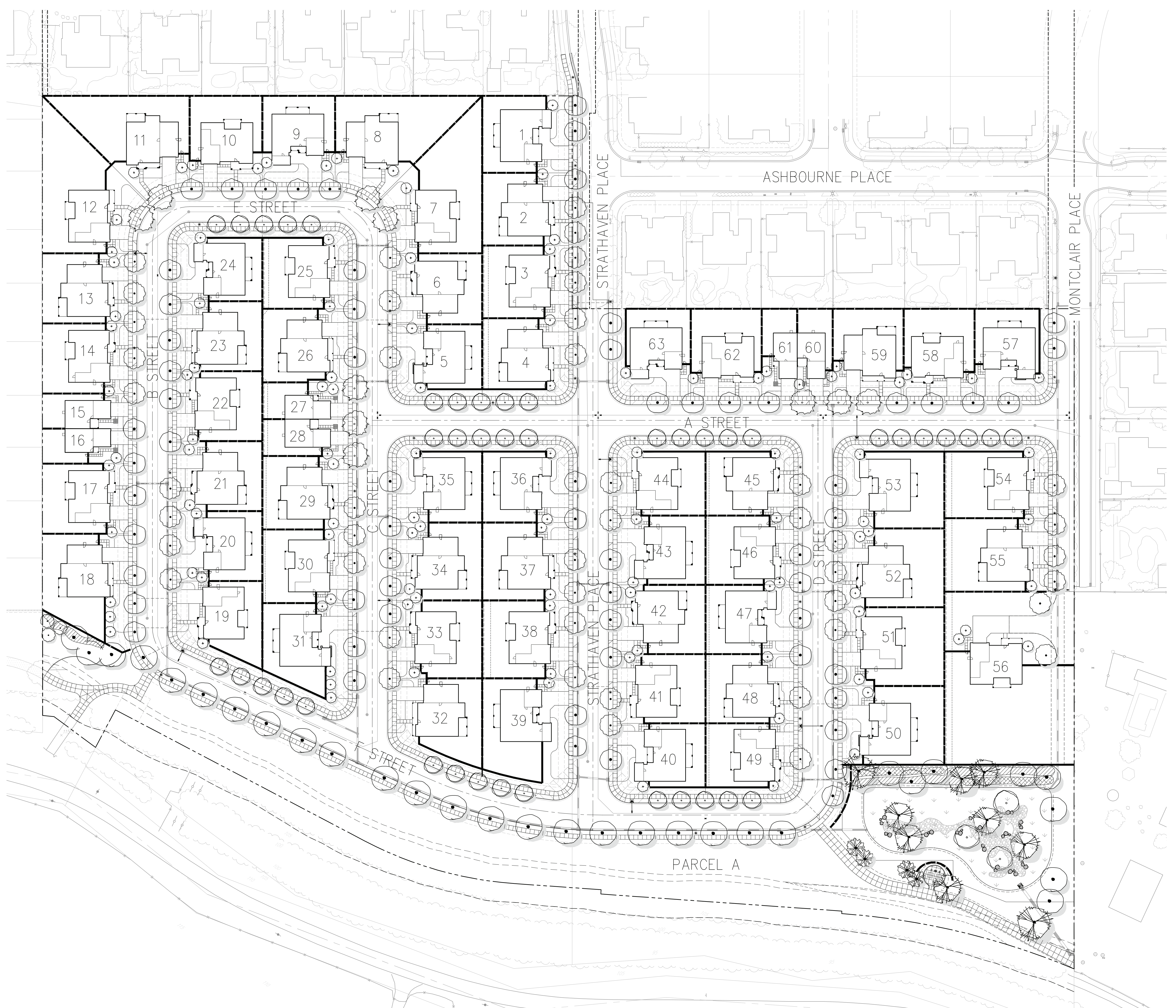


**OVERALL TREE  
 AND FENCE PLAN**

**L2.1**

**TREE LEGEND**

-  *Tilia cordata*
-  *Zelkova serrata*
-  *Lagerstroemia*
-  *Acer Rubrum*
-  *Quercus agrifolia*
-  *Platanus occidentalis*
-  *Ulmus parvifolia*
-  *Arbutus marina*
-  *Cercis occidentalis*
-  *Prunus cerasifera*





FENCING LEGEND

- Good Neighbor Fence
- Good Neighbor Fence with Lattice
- 4' HT Split Rail Fence
- Masonry Wall
- Good Neighbor Fence on Retaining Wall

**GATES +ASSOCIATES**  
 LANDSCAPE ARCHITECTURE  
 LAND PLANNING · URBAN DESIGN  
 1655 N MAIN ST. STE 365, WALNUT CREEK, CA 94596  
 T 925.736.8176 www.dgates.com

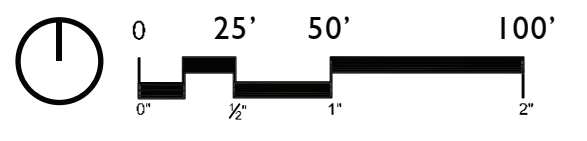
**TRUMARK TRAILSIDE**  
 TRACT 8610

1777 APRICOT WAY  
 BRENTWOOD  
 CALIFORNIA

TRUMARKHOMES

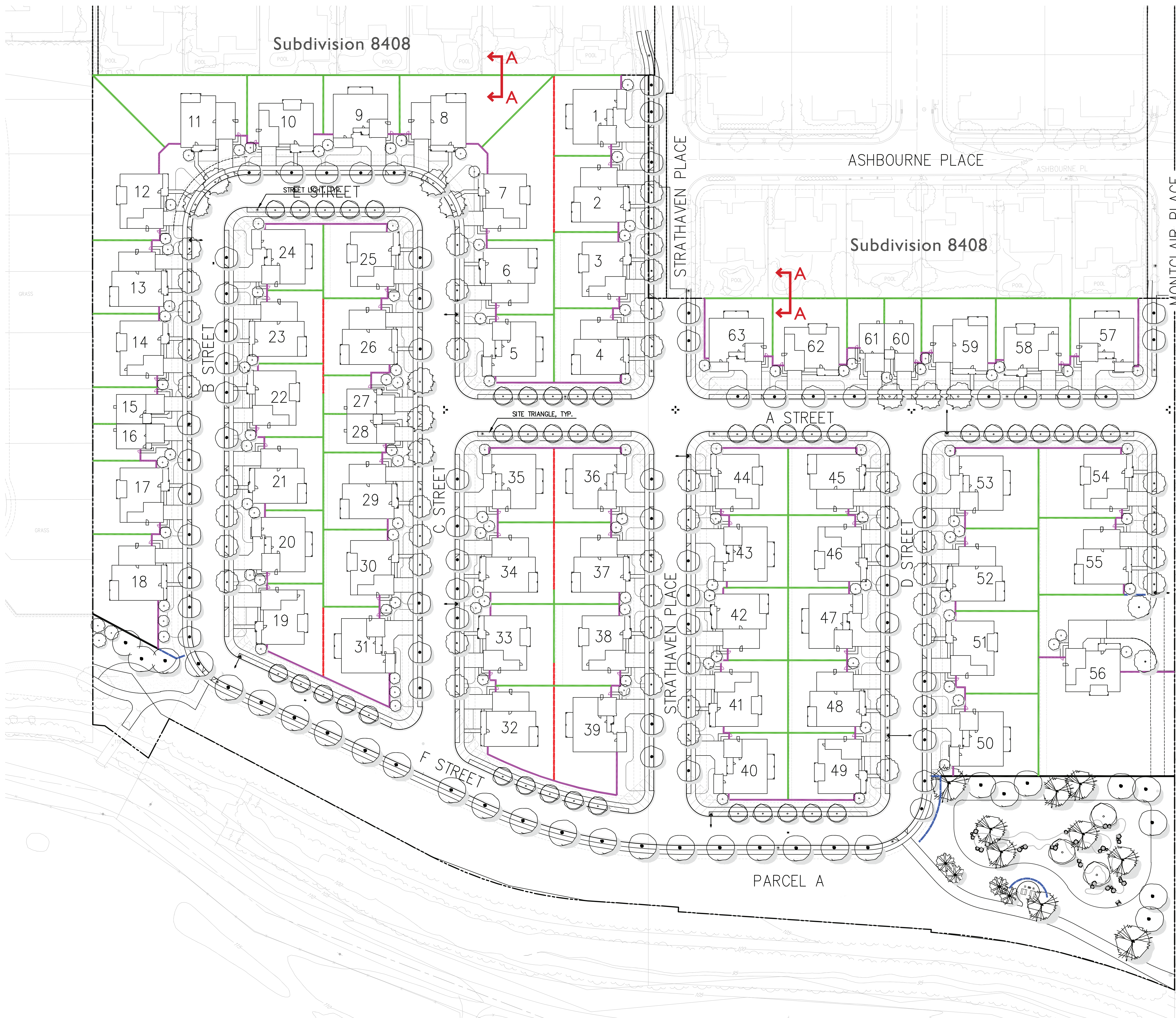
ISSUE: DESCRIPTION: DATE:

PROJECT NUMBER:  
 DRAWN:  
 CHECK:  
 DATE:  
 SCALE: 1" = 50'-0"



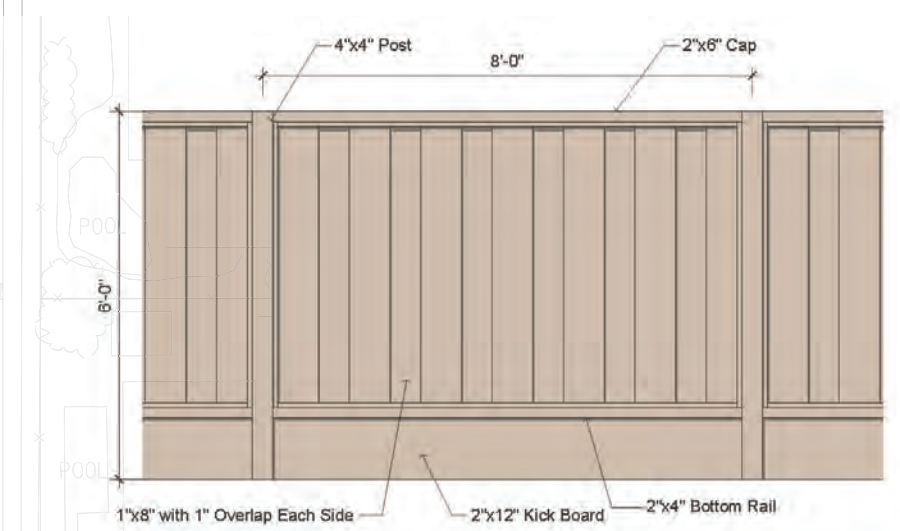
OVERALL TREE AND FENCE PLAN

L2.2




BD  
 Existing fence to be removed replaced with good neighbor fence pending adjacent homeowner approval  
 EXISTING SUBDIVISION 8408  
 PROPOSED SUBDIVISION 9610

SECTION A



GOOD NEIGHBOR FENCE



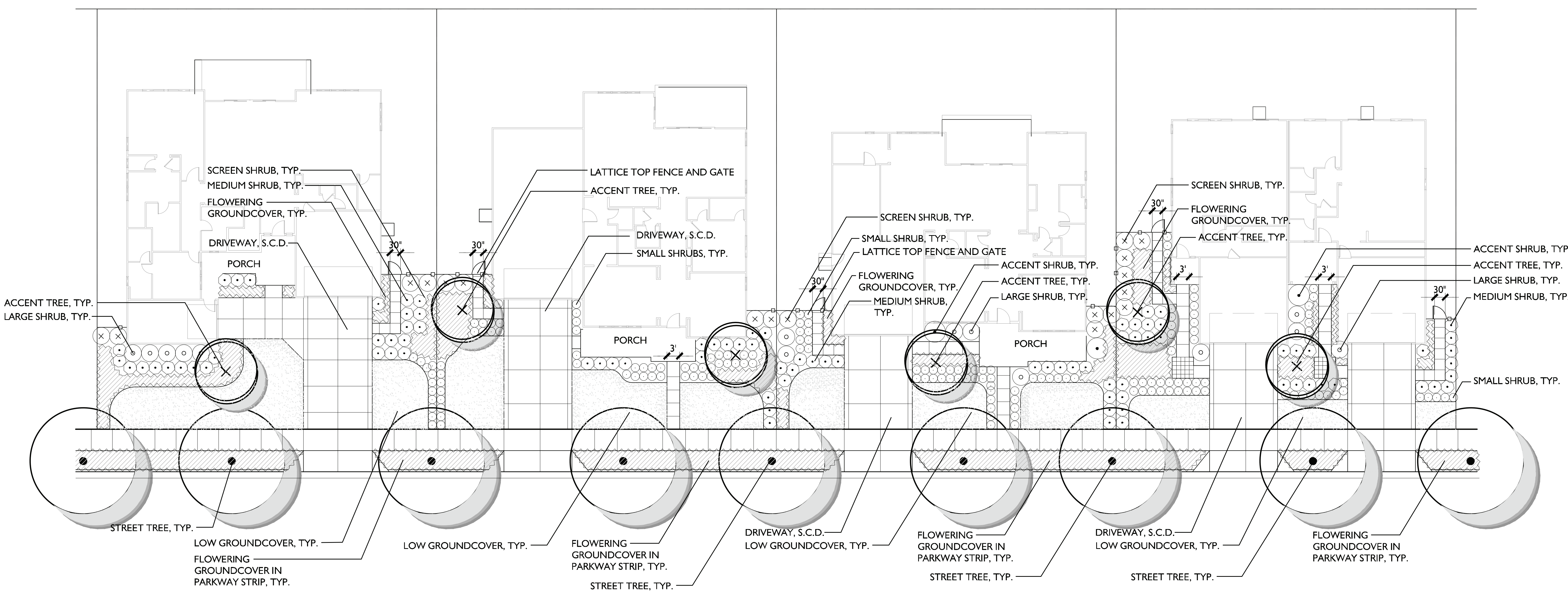


PLAN 1

PLAN 2

PLAN 3

PLAN DUET



CONCEPT PLANT SCHEDULE

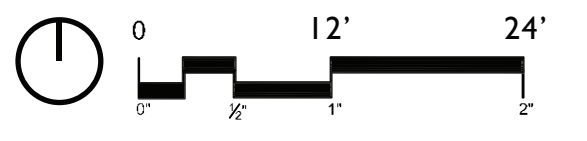
- ACCENT TREES** (+)
  - ALBIZIA JULIBRISSIN / SILK TREE
  - ARBUTUS X 'MARINA' / MARINA STRAWBERRY TREE
  - CERCIS OCCIDENTALIS / WESTERN REDBUD
  - MAGNOLIA GRANDIFLORA 'LITTLE GEM' / LITTLE GEM MAGNOLIA
- STREET TREES** (•)
  - ACER RUBRUM 'OCTOBER GLORY' / OCTOBER GLORY RED MAPLE
  - LAGERSTROEMIA INDICA 'WONDERFUL WHITE' / WHITE CRAPE MYRTLE
  - TILIA CORDATA / LITTLELEAF LINDEN
  - ZELKOVA SERRATA / SAWLEAF ZELKOVA
- ACCENT SHRUB** (•)
  - BUDDLEJA DAVIDII / BUTTERFLY BUSH
  - SALVIA CLEVELANDII / CLEVELAND SAGE
  - SALVIA LEUCANTHA / MEXICAN BUSH SAGE
- LARGE SHRUBS** (•)
  - ARCTOSTAPHYLOS DENSIFLORA 'HOWARD MCINN' / MANZANITA
  - CEANOTHUS X 'CONCHA' / CALIFORNIA LILAC
  - LEUCOPHYLLUM LANGMANIAE 'LYNN'S LEGACY' / BAROMETERBUSH
  - XYLOSMA CONGESTUM 'COMPACTA' / COMPACT XYLOSMA
- MEDIUM SHRUBS** (•)
  - ASPARAGUS DENSIFLORUS 'MYERS' / MYERS ASPARAGUS FERN
  - CISTUS PULVERULENTUS 'SUNSET' / ROCKROSE
  - COLEONEMA PULCHELLUM 'SUNSET GOLD' / BREATH OF HEAVEN
  - DIETES VEGETA / AFRICAN IRIS
  - LEUCOPHYLLUM FRUTESCENS 'COMPACTA' / COMPACT TEXAS SAGE
  - MYRTUS COMPACTA / COMPACT MYRTLE
  - PHORMIUM TENAX 'YELLOW WAVE' / NEW ZEALAND FLAX

- SCREEN SHRUBS** (+)
  - LIGUSTRUM SINENSE 'SUNSHINE' / SUNSHINE CHINESE PRIVET
  - RHAMNUS CALIFORNICA 'EVE CASE' / CALIFORNIA COFFEEBERRY
  - TEUCRIUM FRUTICANS 'AZUREUM' / AZURE BUSH GERMANDER
- SMALL SHRUBS** (•)
  - ANIGOZANTHOS X 'BUSH BABY' / BUSH BABY KANGAROO PAW
  - HELICTOTRICHON SEMPERVIRENS / BLUE OAT GRASS
  - LOMANDRA LONGIFOLIA 'BREEZE' TM / BREEZE MAT RUSH
  - MAHONIA EURYBRACTEATA 'SOFT CARESS' / MAHONIA SOFT CARESS
  - MUHLENBERGIA DUBIA / PINE MUHLY
  - PENNISETUM SETACEUM 'FIREWORKS' / FIREWORKS FOUNTAIN GRASS
  - SALVIA MICROPHYLLA 'HOT LIPS' / BABY SAGE
- FLOWERING GROUNDCOVER** (•)
  - ARCTOSTAPHYLOS UVA-URSI 'POINT REYES'
  - LANTANA MONTEVIDENSIS / PURPLE TRAILING LANTANA
  - ROSA X 'MEIZORLAND' TM / WHITE DRIFT GROUNDCOVER ROSE
  - ROSMARINUS OFFICINALIS 'HUNTINGTON CARPET'
  - TEUCRIUM ACKERMANNII / SILVER GERMANDER
- LOW GROUNDCOVER** (•)
  - DYMONDIA MARGARETAE / SILVER CARPET DYMONDIA
  - LIPPIA NODIFLORA 'KURAPIA S1' TM / KURAPIA
  - MYOPORUM PARVIFOLIUM 'PINK' / PINK TRAILING MYOPORUM

WATER CONSERVATION STATEMENT

1. THE PLANT LIST IS PRELIMINARY IN NATURE. SPECIES SHALL BE ADDED AND SUBTRACTED TO FULFILL THE DESIGN AND HORTICULTURAL REQUIREMENTS AS NECESSARY.
2. THE IRRIGATION SYSTEM SHALL BE DESIGNED WITH WATER CONSERVATION IN MIND WHILE ACHIEVING THE GOAL OF EFFECTIVELY AND EFFICIENTLY PROVIDING THE LANDSCAPE WITH WATER BY MEANS OF SPRAY IRRIGATION TO THE SHRUBS/GROUNDCOVER AREAS AND BUBBLERS TO THE TREES.
3. THE SPRAY SYSTEM SHALL BE TORO SPRAY HEADS WITH PRESSURE COMPENSATING NOZZLES IN A HEAD TO HEAD LAYOUT TO ACHIEVE AN EVEN LEVEL OF PRECIPITATION THROUGHOUT THE IRRIGATION SYSTEM.
4. A STATE-OF-THE-ART IRRIGATION CONTROLLER SHALL BE SPECIFIED FOR THIS PROJECT TO CONTROL THE WATER ALLOCATED TO EACH VALVE GROUPED PER INDIVIDUAL HYDROZONE (BASED ON PLANT TYPE AND EXPOSURE).

PROJECT NUMBER:  
 DRAWN:  
 CHECK:  
 DATE:  
 SCALE: 1" = 12'-0"



FRONT YARD TYPICALS

L3.1



TREES



*Arbutus X 'Marina'*  
Marina Strawberry Tree Standard



*Cercis occidentalis*  
Western Redbud Multi-Trunk



*Platanus occidentalis*  
American Sycamore



*Prunus cerasifera 'Krauter Vesuvius'*  
Krauter Vesuvius Purple-Leaf Plum



*Quercus agrifolia*  
Coast Live Oak



*Ulmus parvifolia 'True Green'*  
True Green Lacebark Elm

SHRUBS



*Abelia x 'Grandiflora'*  
Glossy Abelia



*Arctostaphylos densiflora 'Howard Mcminn'*  
Howard Mcminn Manzanita



*Ceanothus 'Dark Star'*  
Dark Star Wild Lilac



*Chondropetalum tectorum*  
Small Cape Rush



*Cistus x oblongifolius*  
Rockrose



*Epilobium canum*  
California Fuschia



*Galvezia speciosa*  
Island Snapdragon



*Grevillea x 'Noellii'*  
Noel Grevillea



*Hemerocallis X 'Stella De Oro'*  
Stella de Oro Daylily



*Lantana montevidensis*  
Purple Trailing Lantana



*Ligustrum japonicum 'Texanum'*  
Texas Japanese Privet



*Lomandra longifolia 'Breeze'*  
Breeze Mat Rush



*Pennisetum setaceum 'Rubrum'*  
Purple Fountain Grass




*Rhamnus californica*  
California Coffeberry



*Rhus ovata*  
Sugar Bush



*Salvia leucantha*  
Mexican Bush Sage



*Scaevola albida 'Mauve Clusters'*  
Mauve Clusters Fairy Fan Flower



*Teucrium chamaedrys*  
Germander

**GATES**  
**+ASSOCIATES**  
LANDSCAPE ARCHITECTURE  
LAND PLANNING · URBAN DESIGN  
1655 N. MAIN ST. STE 365, WALNUT CREEK, CA 94596  
T 925.736.8176 www.dgates.com

**TRUMARK**  
**TRAILSIDE**  
TRACT 8610

1777 APRICOT WAY  
BRENTWOOD  
CALIFORNIA

TRUMARKHOMES

ISSUE: DESCRIPTION: DATE:

PROJECT NUMBER:  
DRAWN:  
CHECK:  
DATE:  
SCALE:

**PLANT**  
**PALETTE**

**L4.1**



**SHRUBS (CONT.)**



*Tulbaghia violacea*  
Society Garlic



*Xylosma congestum*  
Shiny Xylosma

**GROUNDCOVERS**



*Acacia redolens* 'Lowboy'  
Prostrate Acacia



*Arctostaphylos x 'Pacific Mist'*  
Pacific Mist Manzanita



*Ceanothus griseus horizontalis*  
'Yankee Point'  
Yankee Point Carmel Creeper



*Coprosma kirkii* 'Variegata'  
Creeping Mirror Plant



*Cotoneaster dammeri* 'Lowfast'  
Lowfast Bearberry Cotoneaster

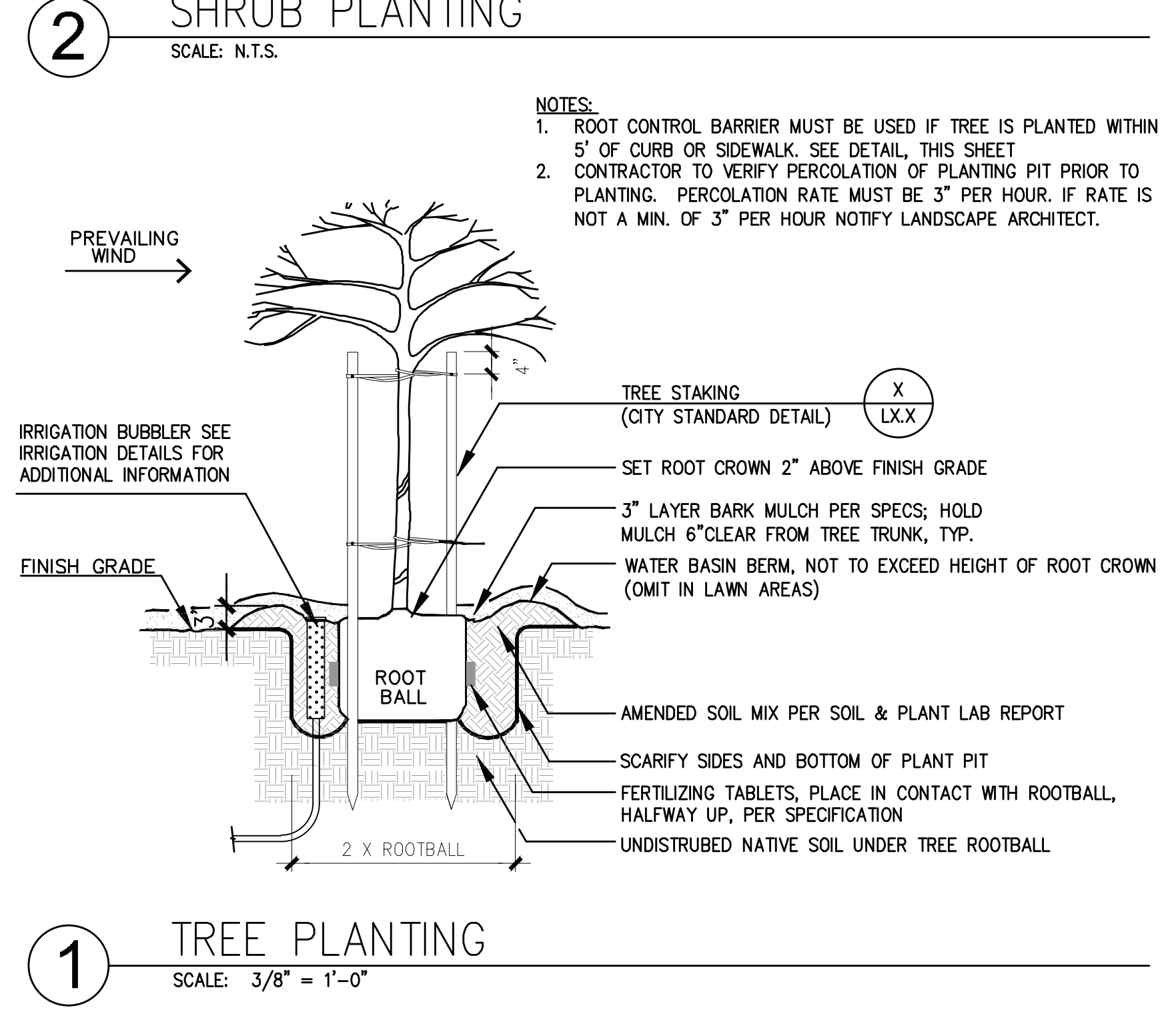
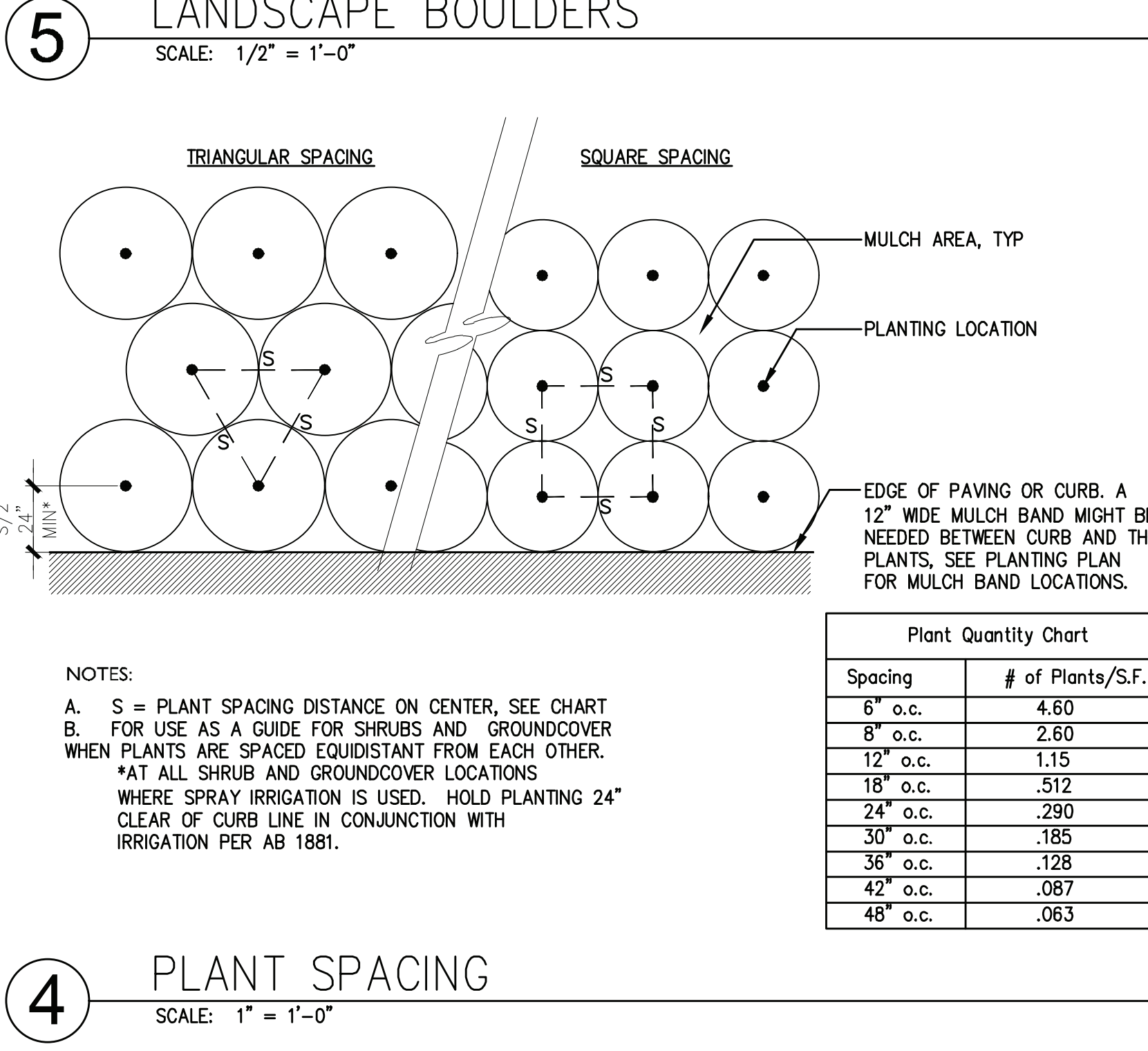
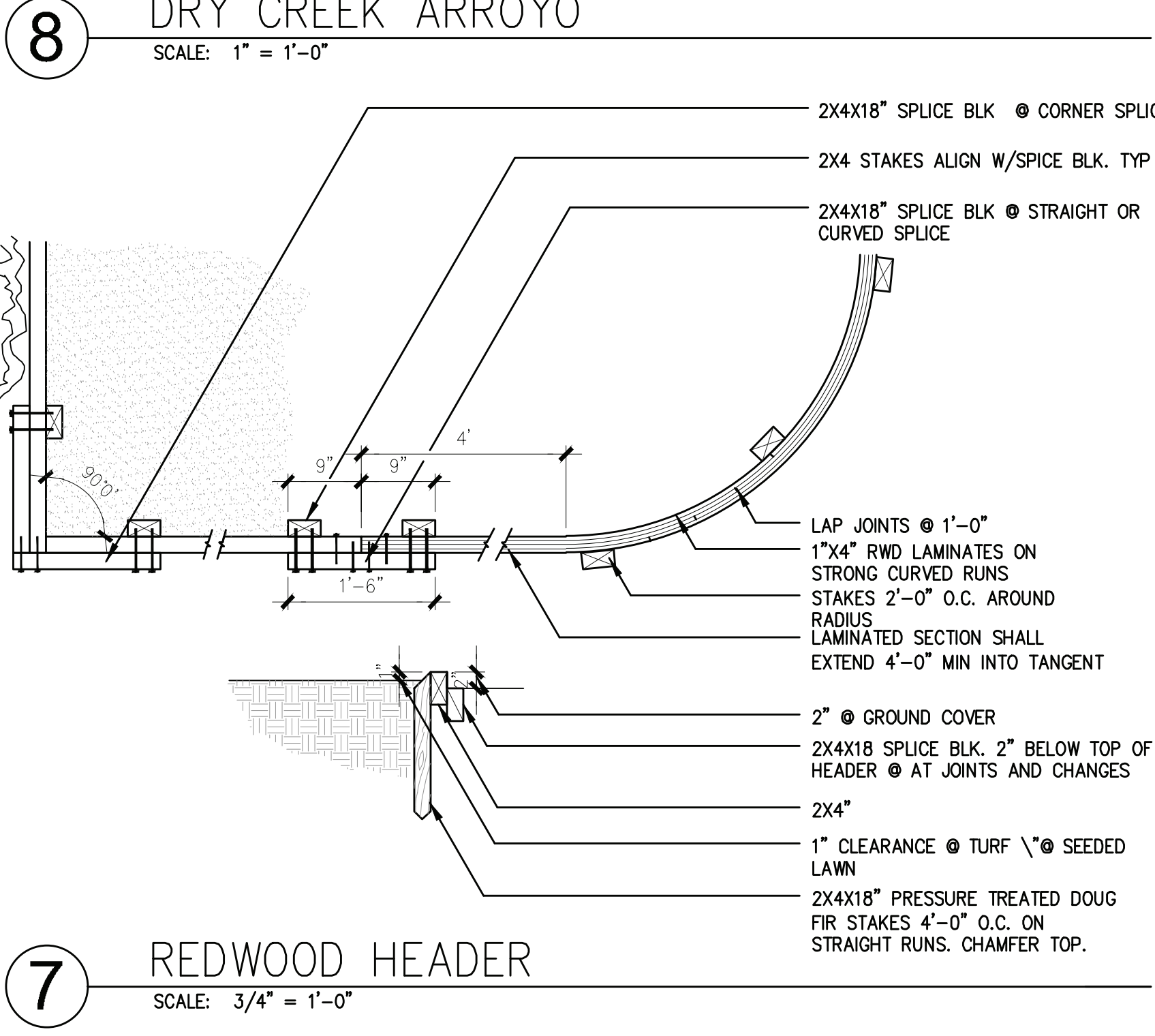
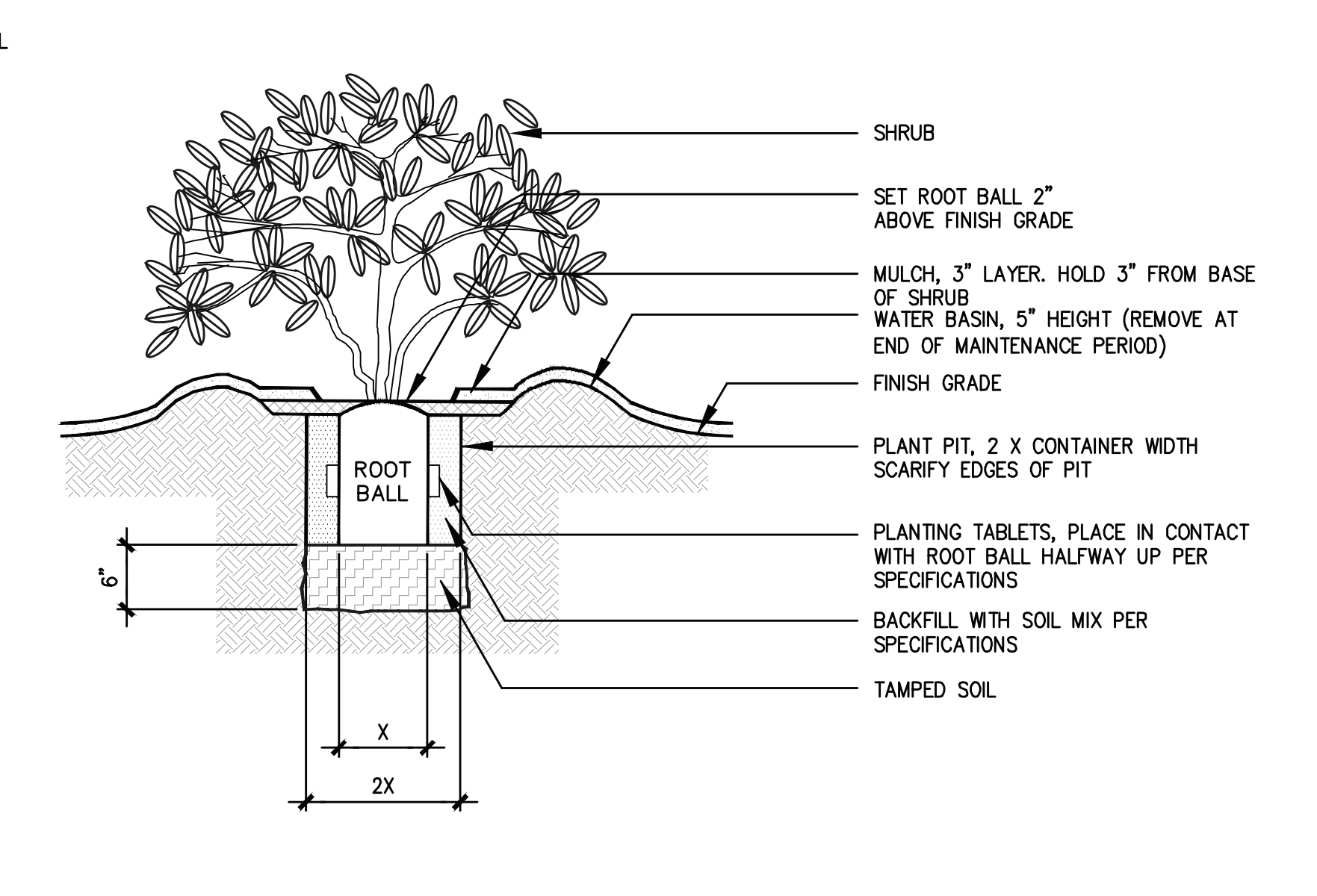
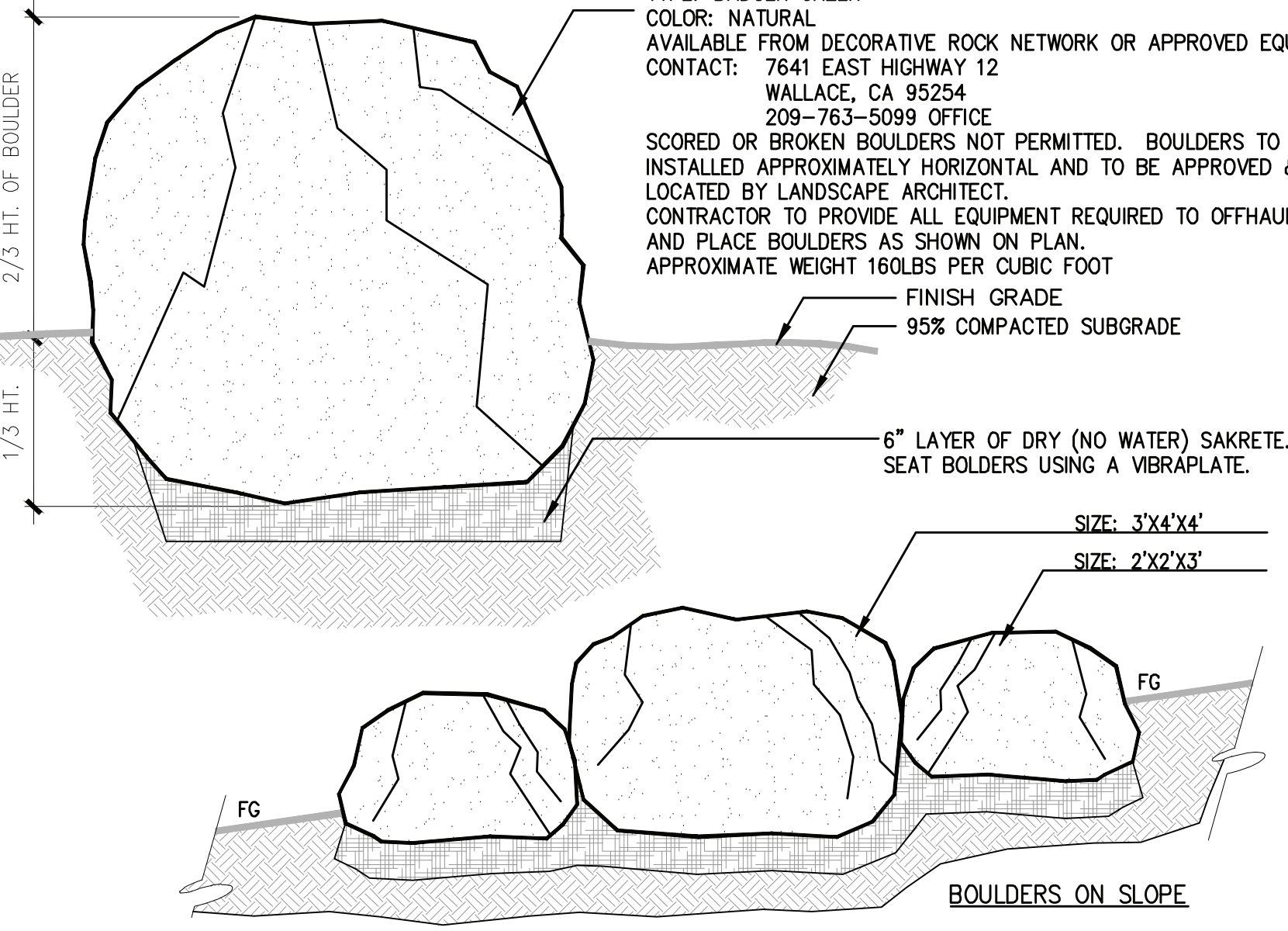
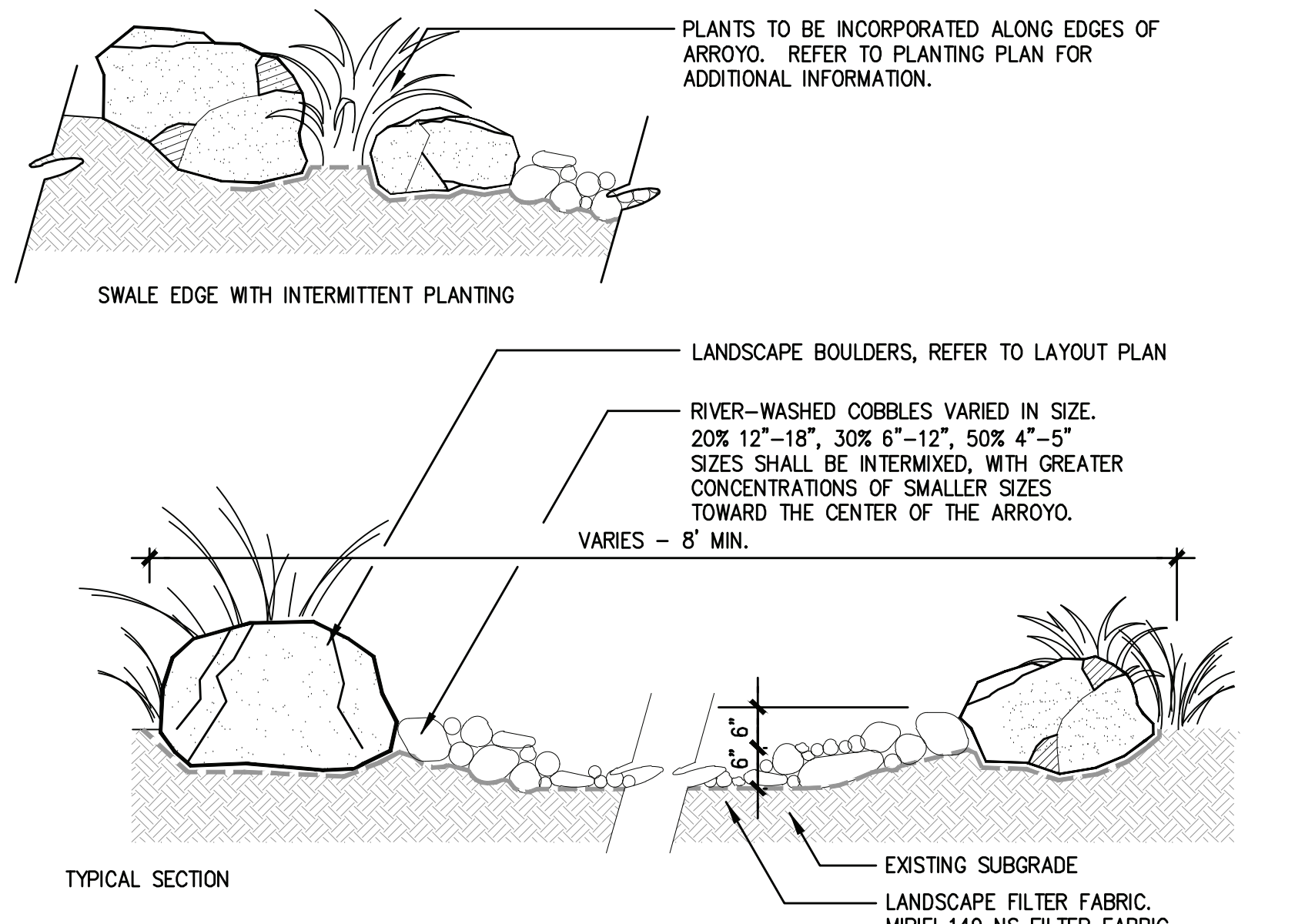
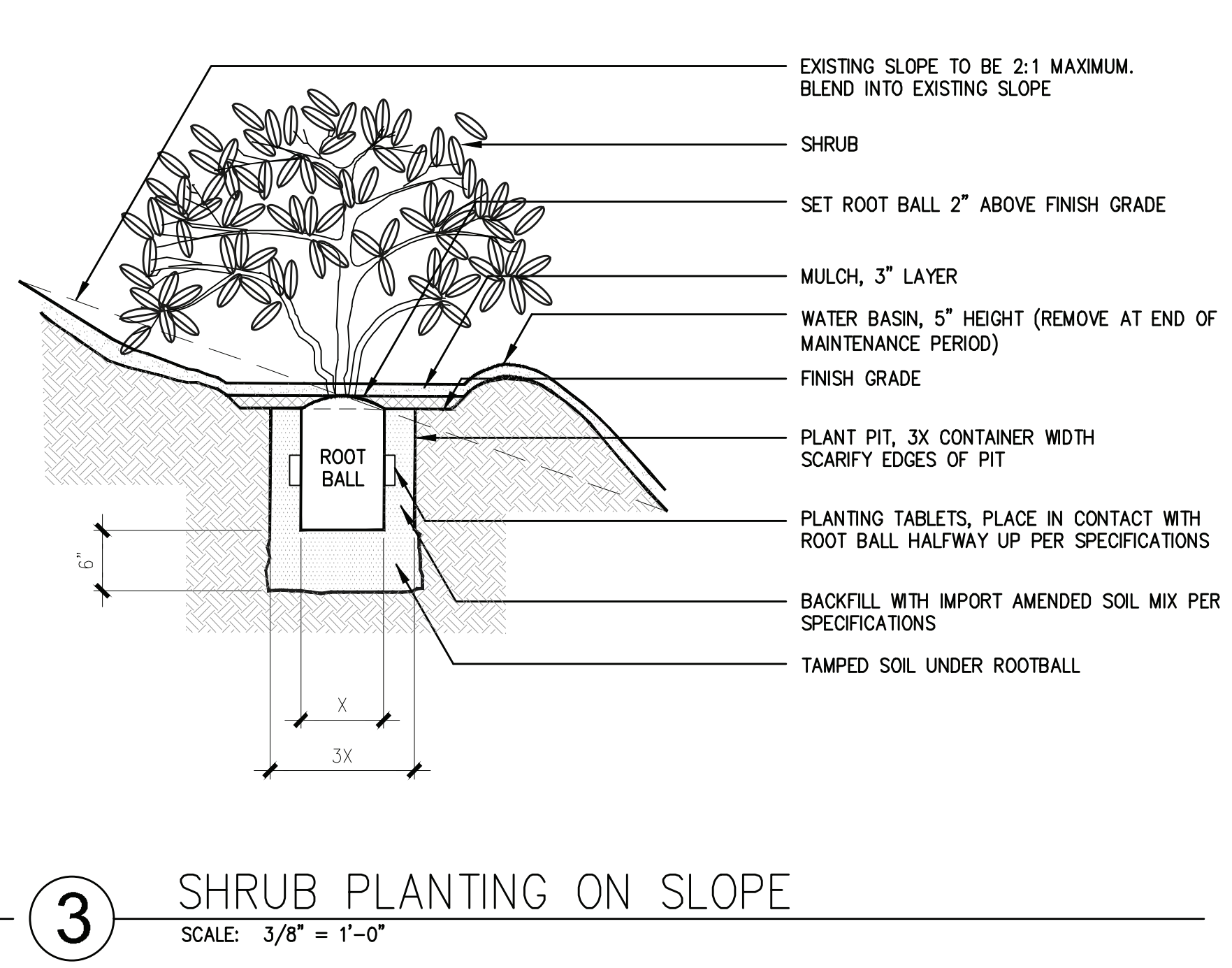
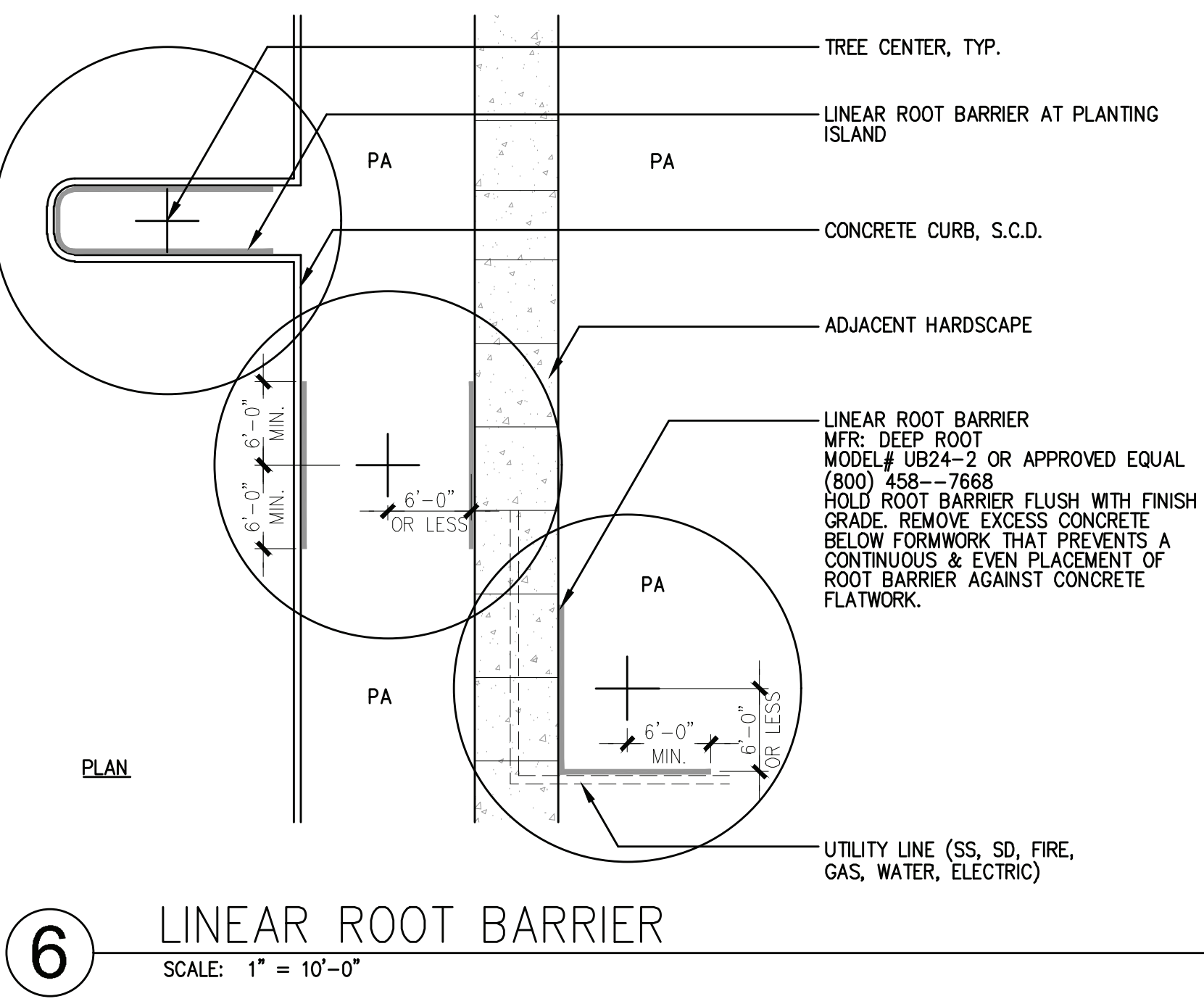
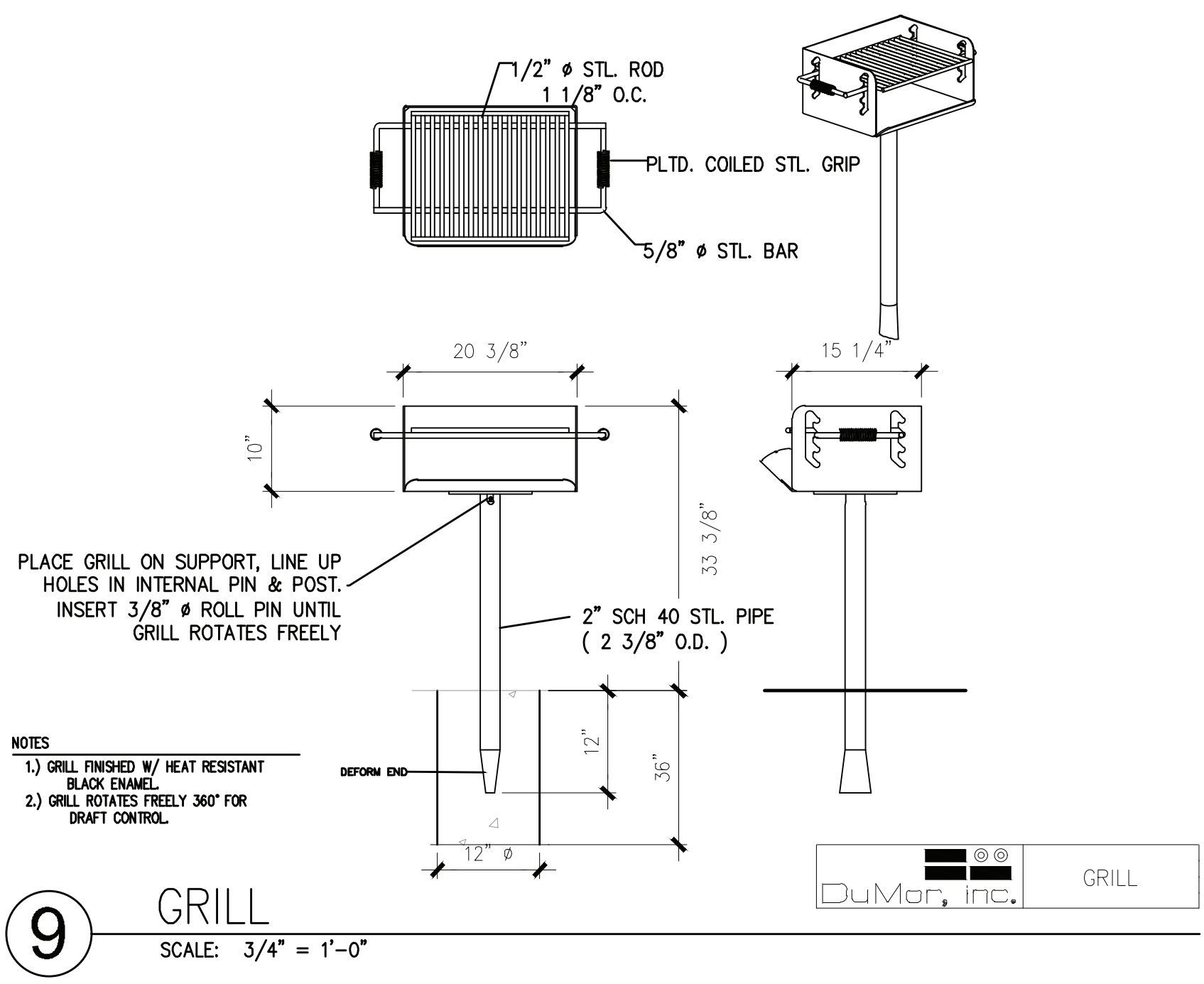


*Grevillea humilis* 'Coastal Gem'  
Coconut Ice Grevillea



*Westringia fruticosa* 'Wes05'  
Mundi Coast Rosemary







# GATES + ASSOCIATES

LANDSCAPE ARCHITECTURE  
LAND PLANNING · URBAN DESIGN  
1655 N. MAIN ST. STE 365, WALNUT CREEK, CA 94596  
T 925.736.8176 www.dgates.com

## TRUMARK TRAILSIDE

TRACT 8610

1777 APRICOT WAY  
BRENTWOOD  
CALIFORNIA

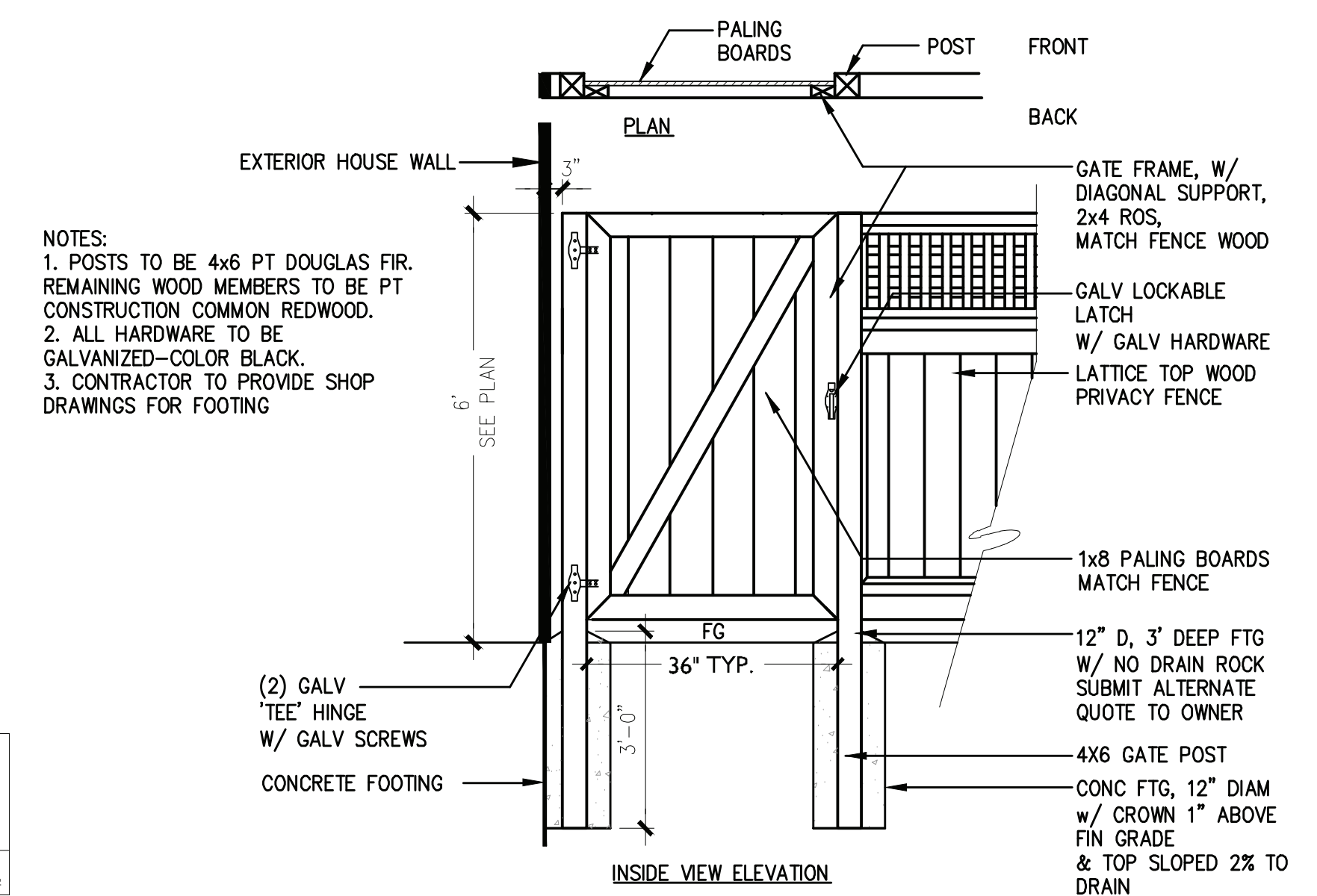


ISSUE:      DESCRIPTION:      DATE:

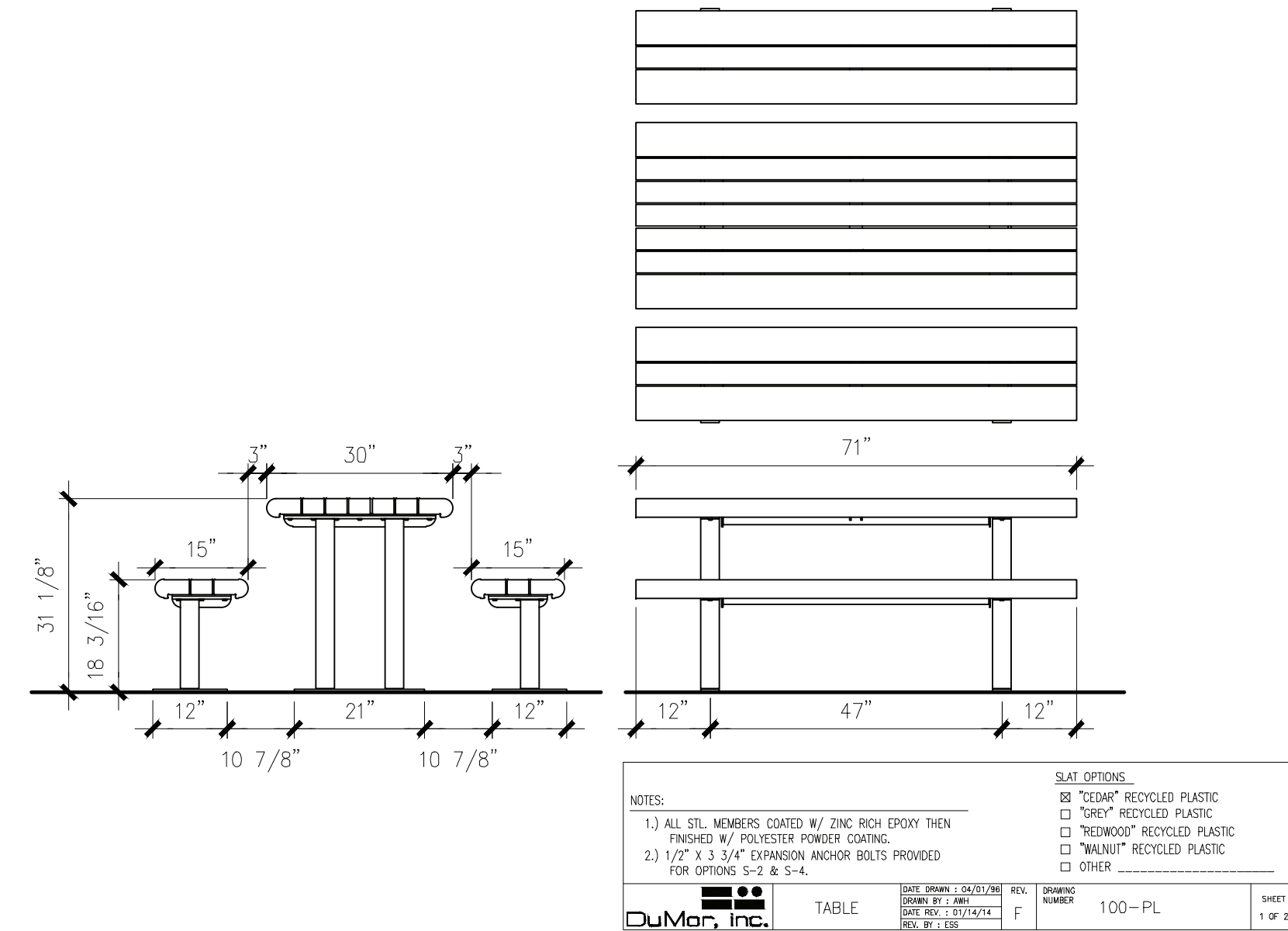
PROJECT NUMBER:  
DRAWN:  
CHECK:  
DATE:  
SCALE:

# CONSTRUCTION DETAILS

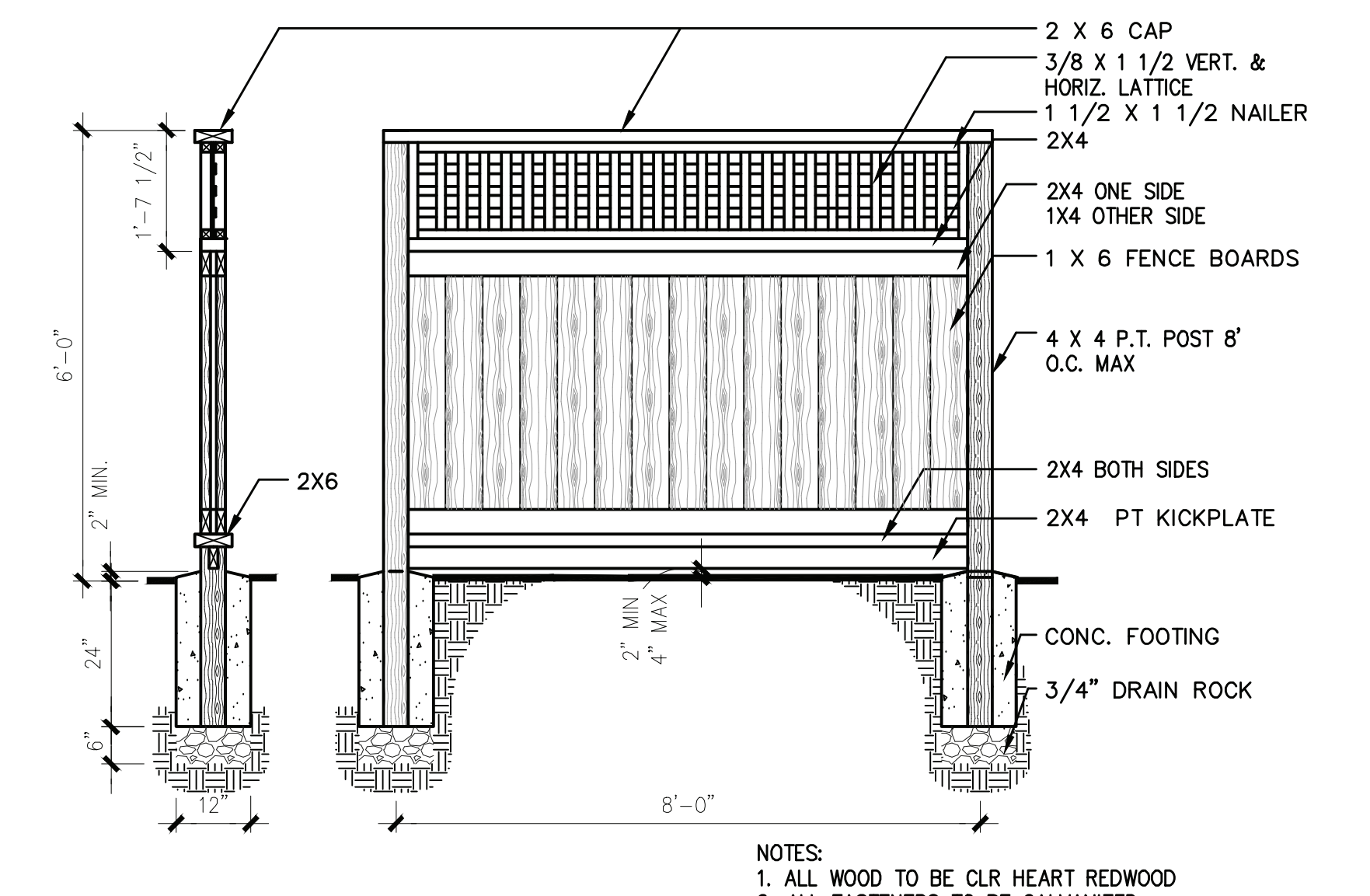
## L5.2



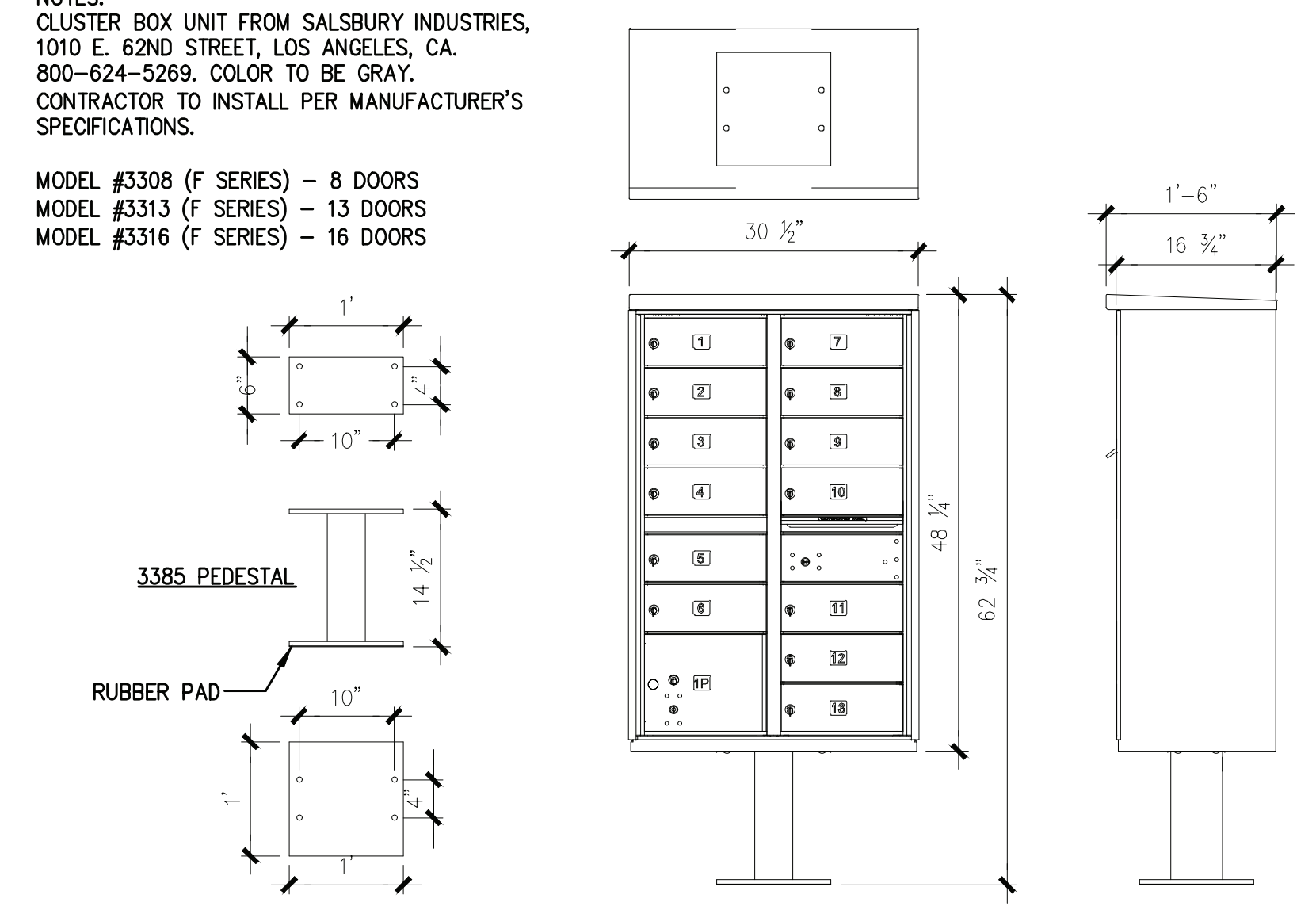
**3** SOLID WOOD GATE  
SCALE: 1/2" = 1'-0"



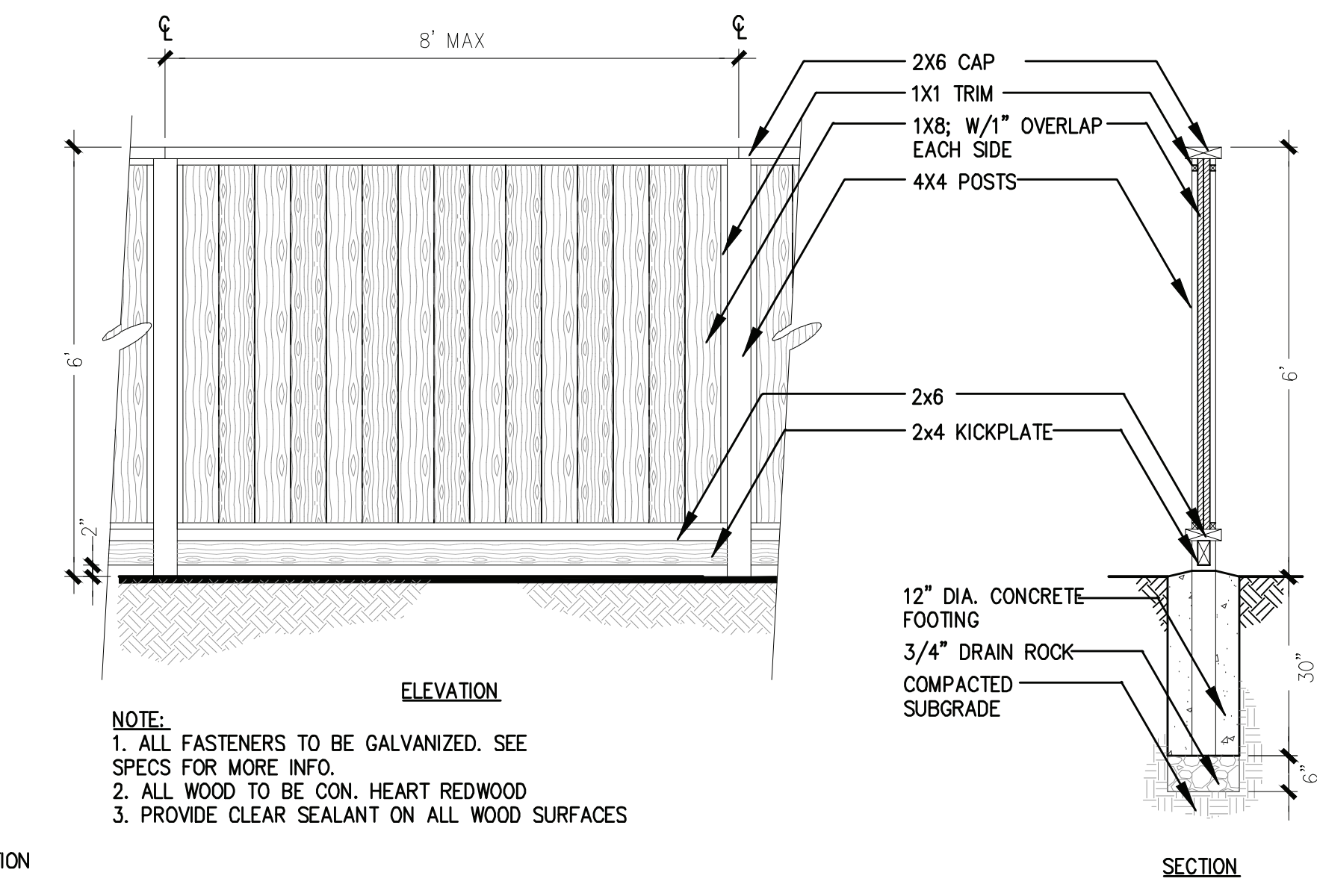
**6** PICNIC TABLE  
SCALE: 1/2" = 1'-0"



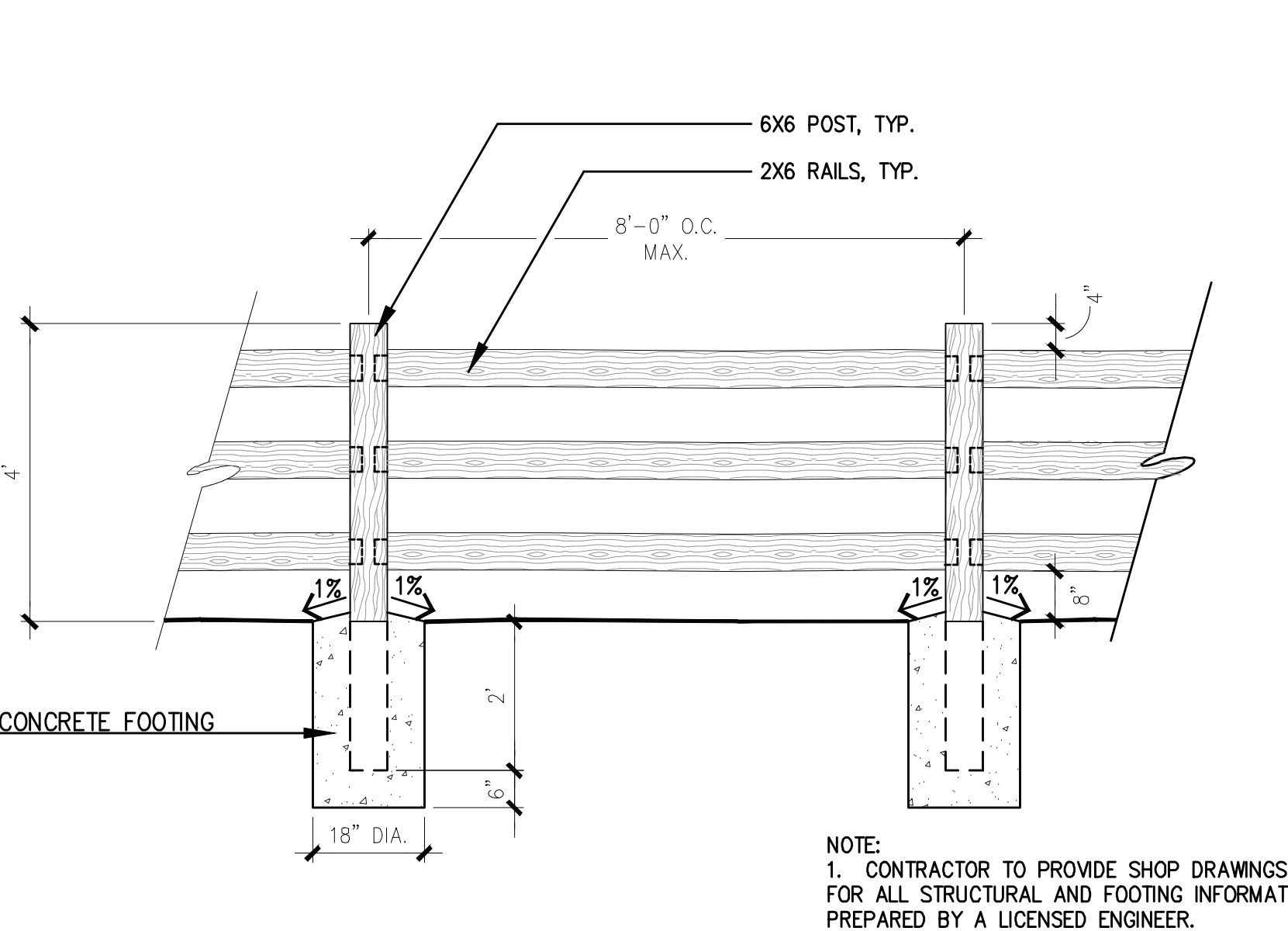
**2** WOOD FENCE W/ LATTICE  
SCALE: 1/2" = 1'-0"



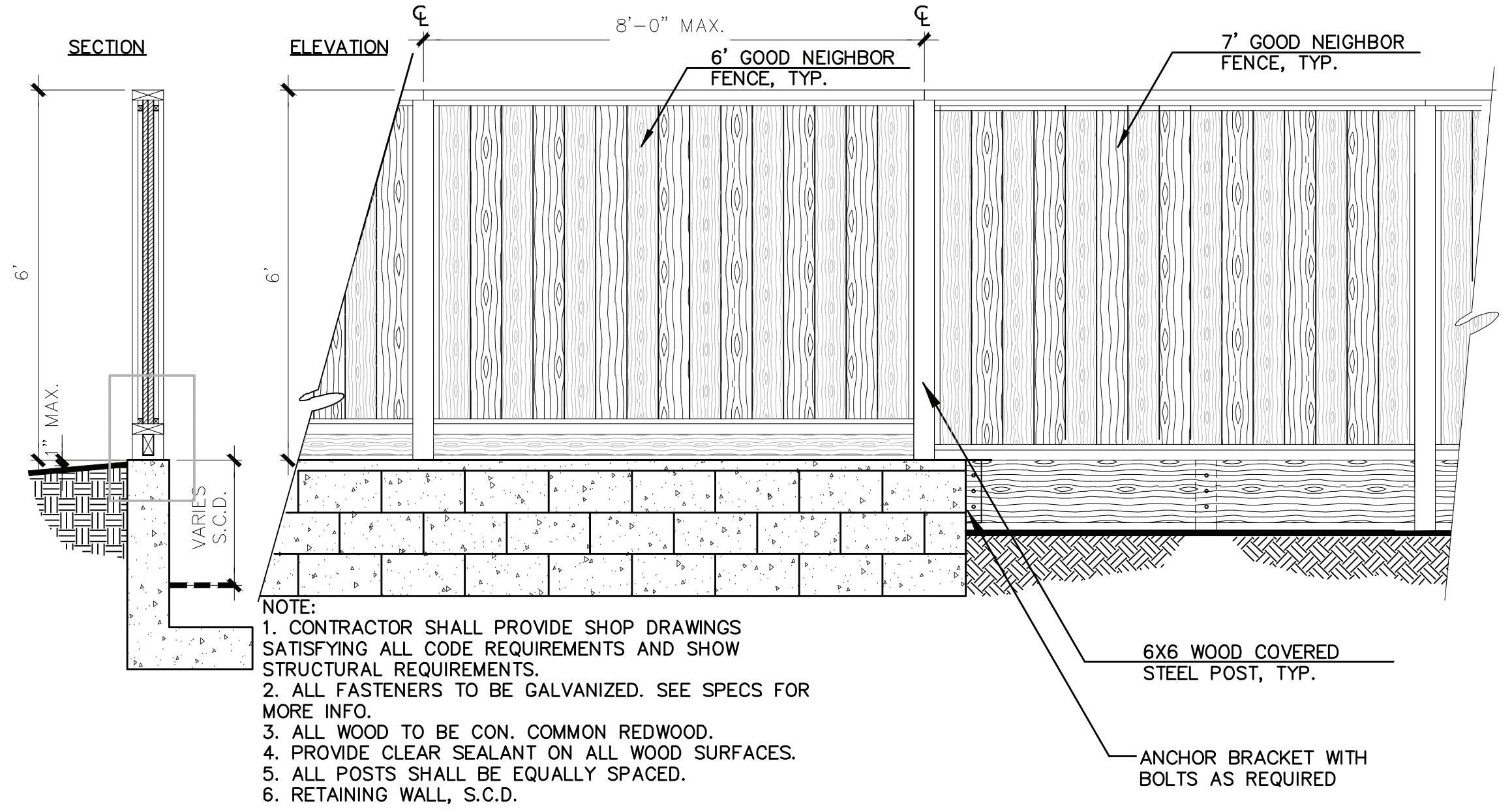
**5** MAILBOX  
SCALE: 3/4" = 1'-0"



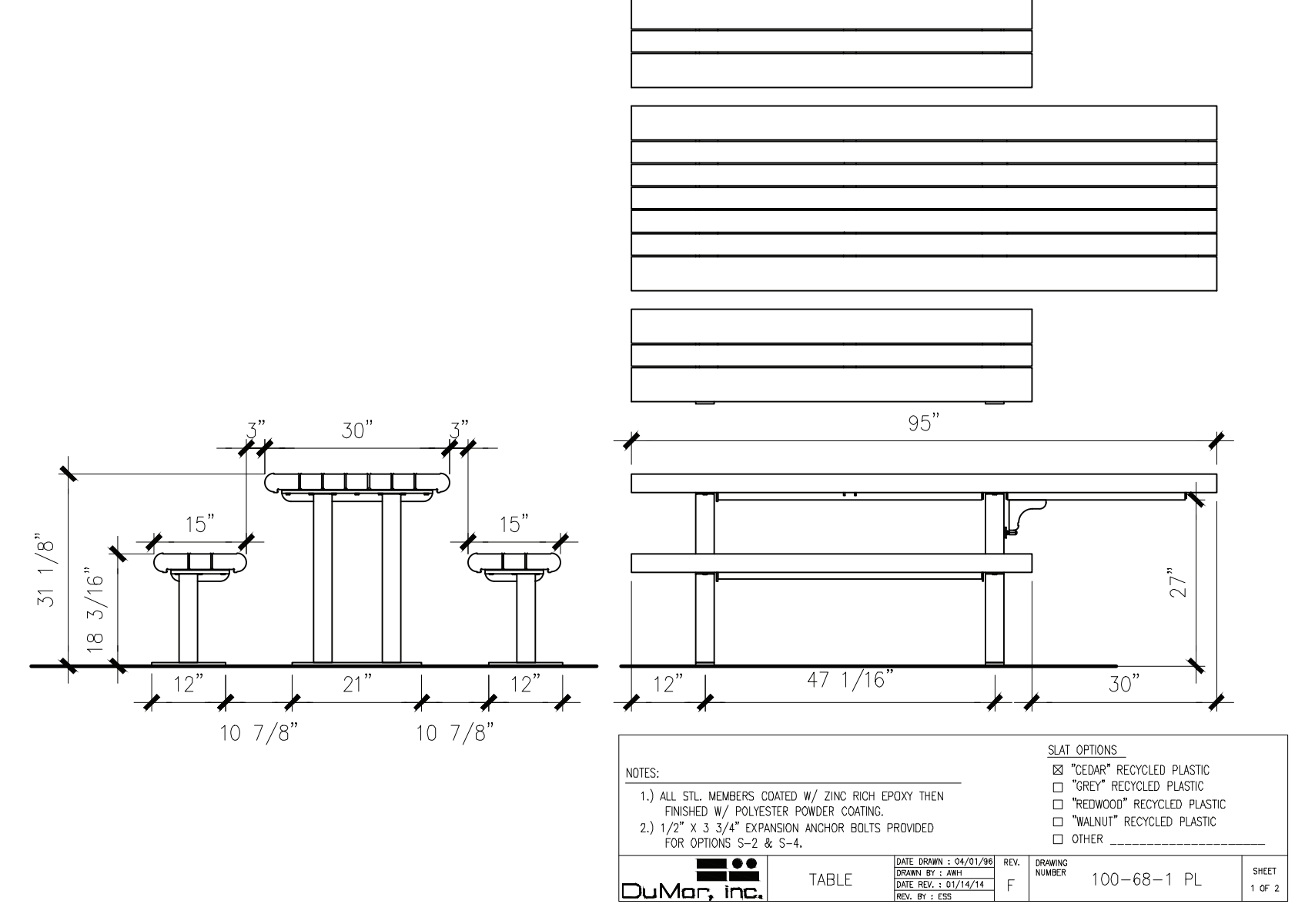
**1** GOOD NEIGHBOR FENCE  
SCALE: 1/2" = 1'-0"



**4** SPLIT RAIL FENCE  
SCALE: 1/2" = 1'-0"



**8** GOOD NEIGHBOR FENCE ON RETAINING WALL  
SCALE: NTS



**7** PICNIC TABLE - ACCESSIBLE  
SCALE: 1/2" = 1'-0"

PATH: P:\BRENTWOOD\PROJECT (#####)\CAD\SHIETS\L5.2-APRICOT.DWG  
PLOT DATE: 7/27/2022 8:14 PM



**TRUMARK**  
**TRAILSIDE**  
 TRACT 8610

1777 APRICOT WAY  
 BRENTWOOD  
 CALIFORNIA

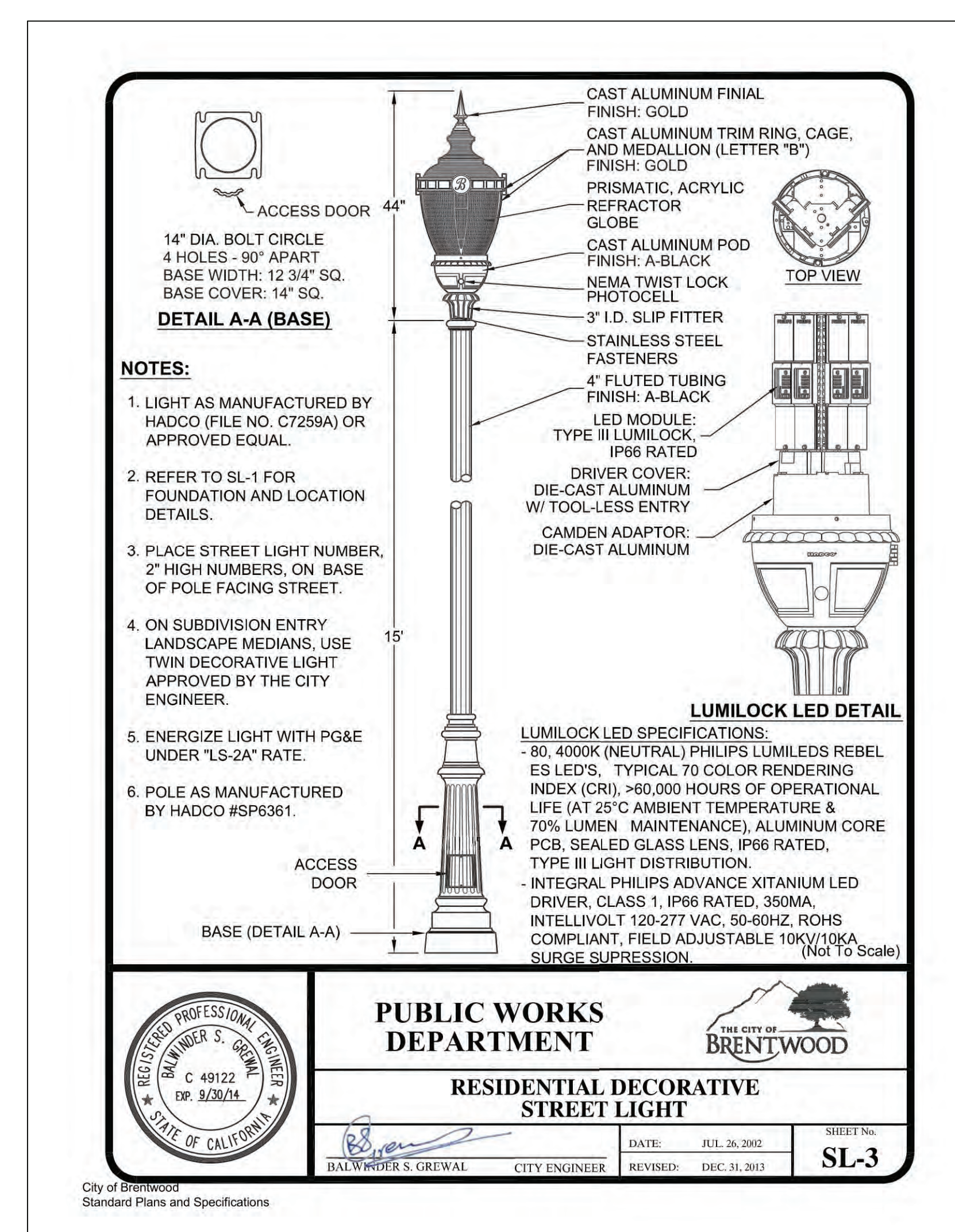


ISSUE: DESCRIPTION: DATE:

PROJECT NUMBER:  
 DRAWN:  
 CHECK:  
 DATE:  
 SCALE:

**CONSTRUCTION**  
**DETAILS**

**L5.3**





# GATES + ASSOCIATES

LANDSCAPE ARCHITECTURE  
LAND PLANNING · URBAN DESIGN  
1655 N. MAIN ST. STE 365, WALNUT CREEK, CA 94596  
T 925.736.8176 www.gates.com

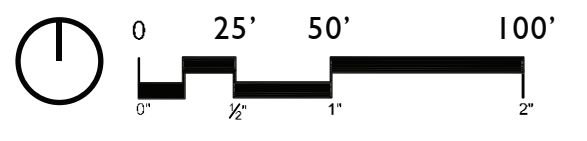
## TRUMARK TRAILSIDE TRACT 8610

1777 APRICOT WAY  
BRENTWOOD CALIFORNIA



ISSUE:    DESCRIPTION:    DATE:

PROJECT NUMBER:  
DRAWN:  
CHECK:  
DATE:  
SCALE: 1" = 50'-0"



## PRELIMINARY MAILBOX PLAN

# L2.3

### MAILBOX LEGEND

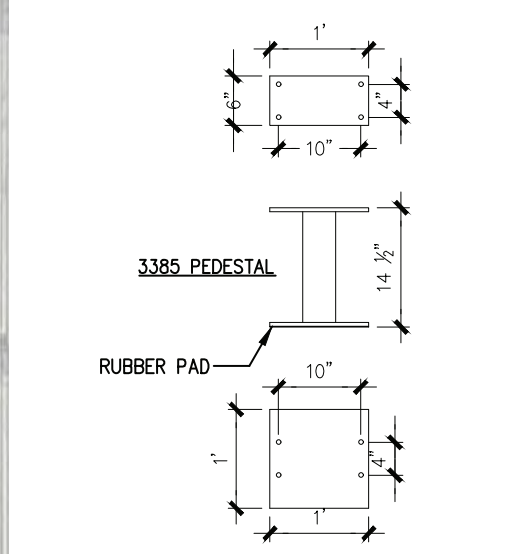
- 8-Door
- 13-Door
- 16-Door



**8-Door                      13-Door                      16-Door**

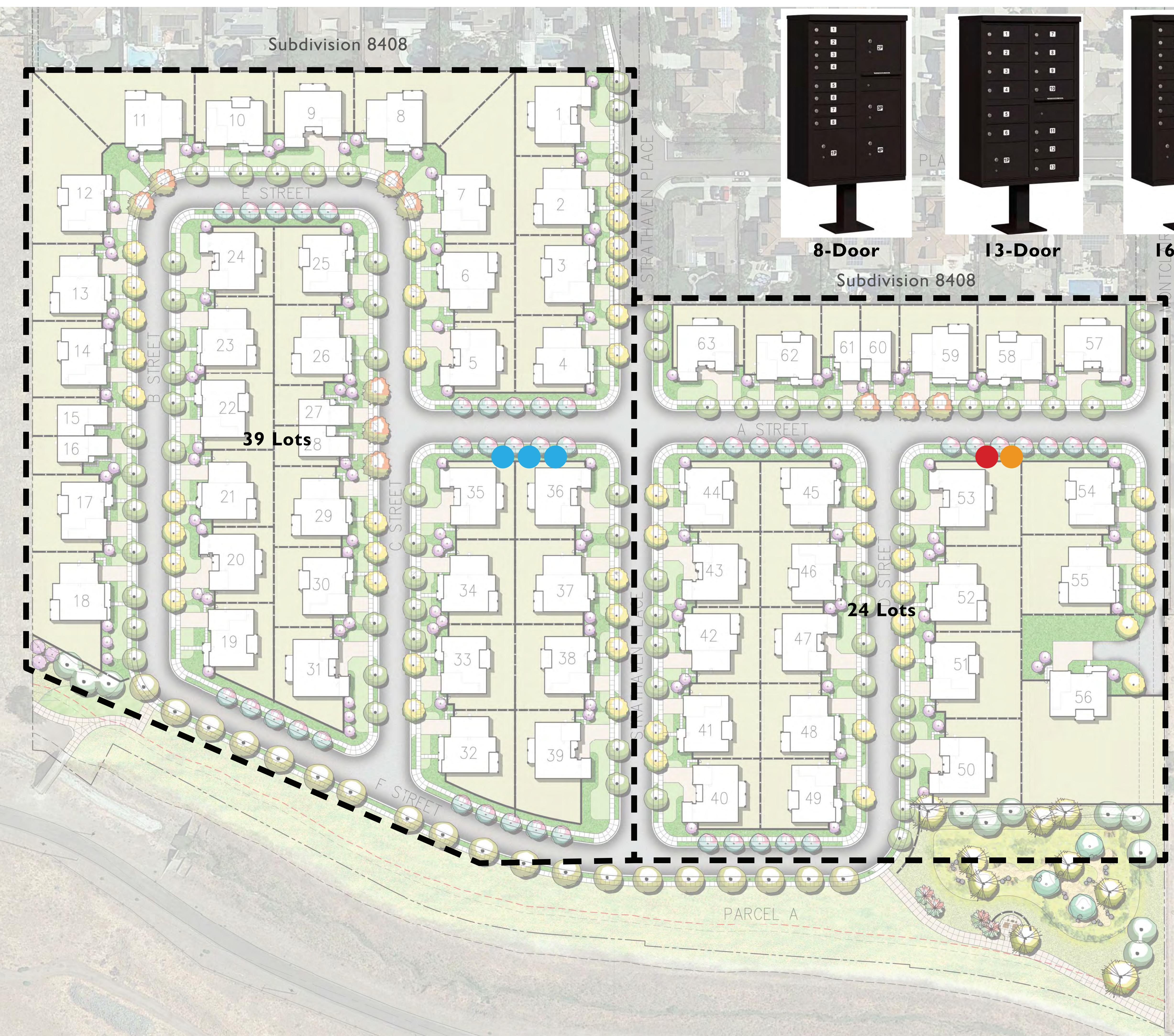
NOTES:  
CLUSTER BOX UNIT FROM SALSURRY INDUSTRIES,  
1010 E. 62ND STREET, LOS ANGELES, CA  
800-824-5289. COLOR TO BE GRAY.  
CONTRACTOR TO INSTALL PER MANUFACTURER'S  
SPECIFICATIONS.

MODEL #3308 (F SERIES) - 8 DOORS  
MODEL #3313 (F SERIES) - 13 DOORS  
MODEL #3316 (F SERIES) - 16 DOORS



MAILBOX  
SCALE: 3/4" = 1'-0"

**NOTE:  
MAILBOX LOCATIONS SUBJECT  
TO CHANGE PENDING REVIEW  
BY POSTMASTER**



**39 Lots**

**24 Lots**

PARCEL A



# APRICOT | BRENTWOOD, CA

OCTOBER 7, 2022



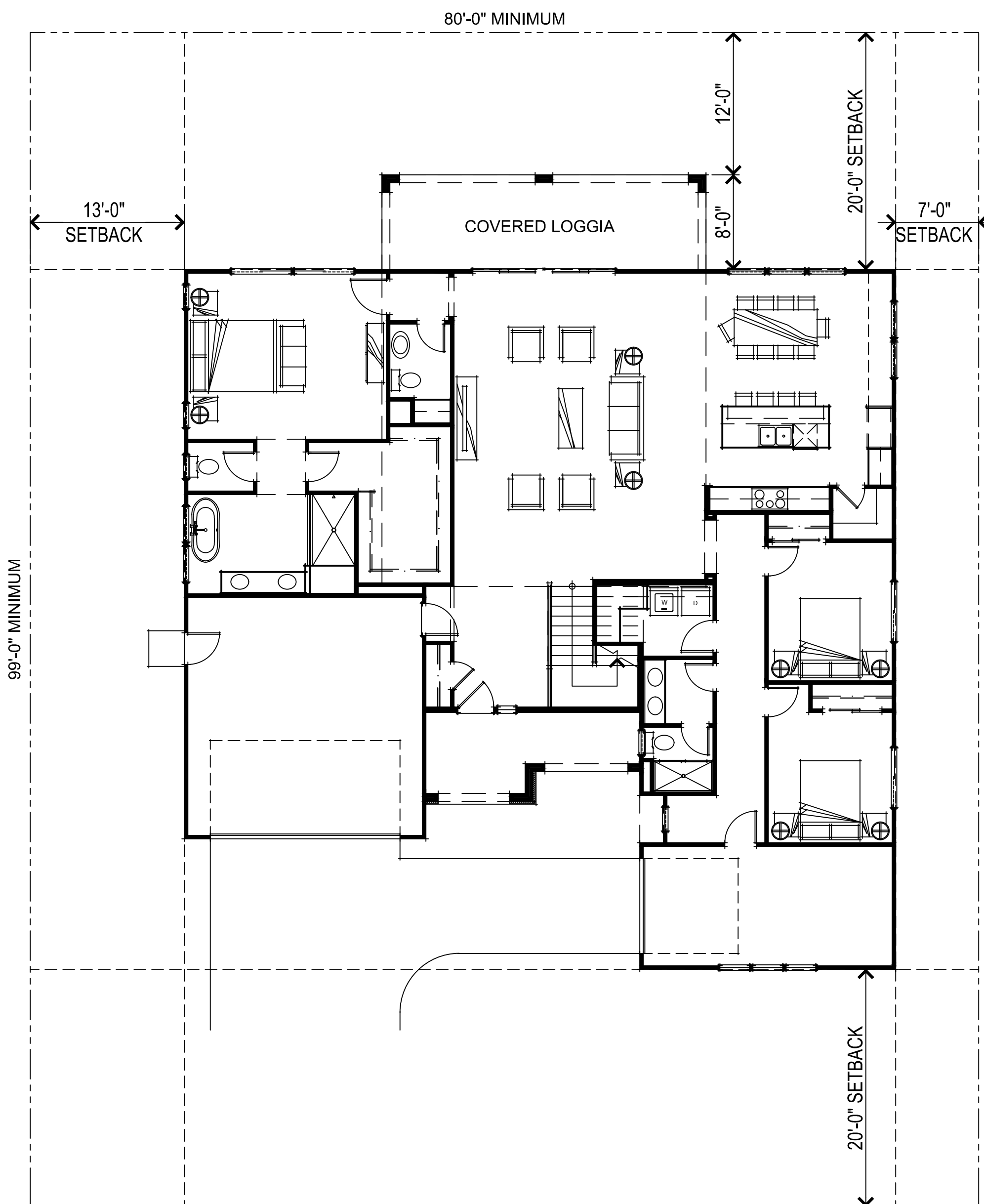
PLAN 1 FARMHOUSE

PLAN 2 PRAIRIE

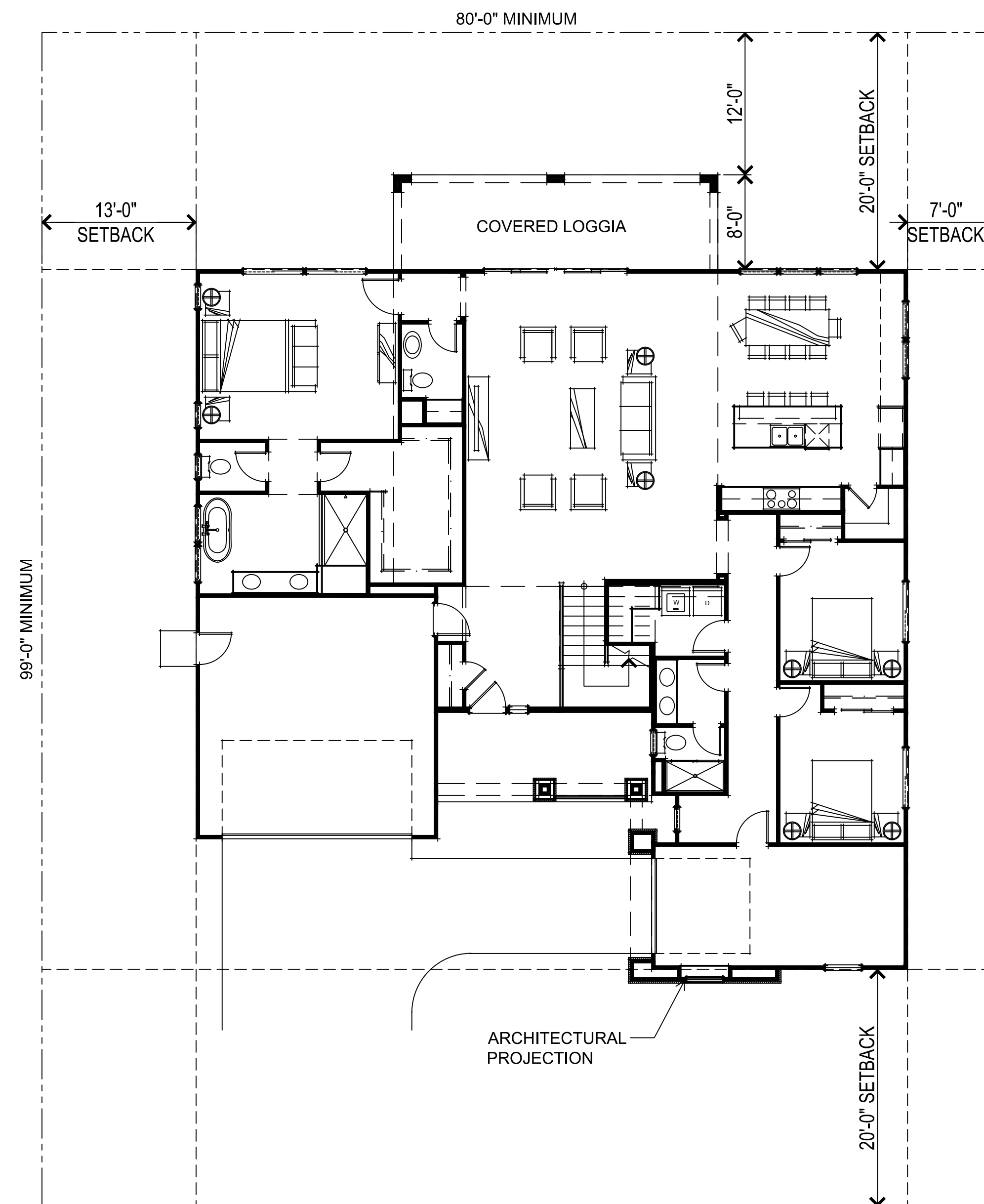
PLAN 3 CRAFTSMAN

DUET PRAIRIE

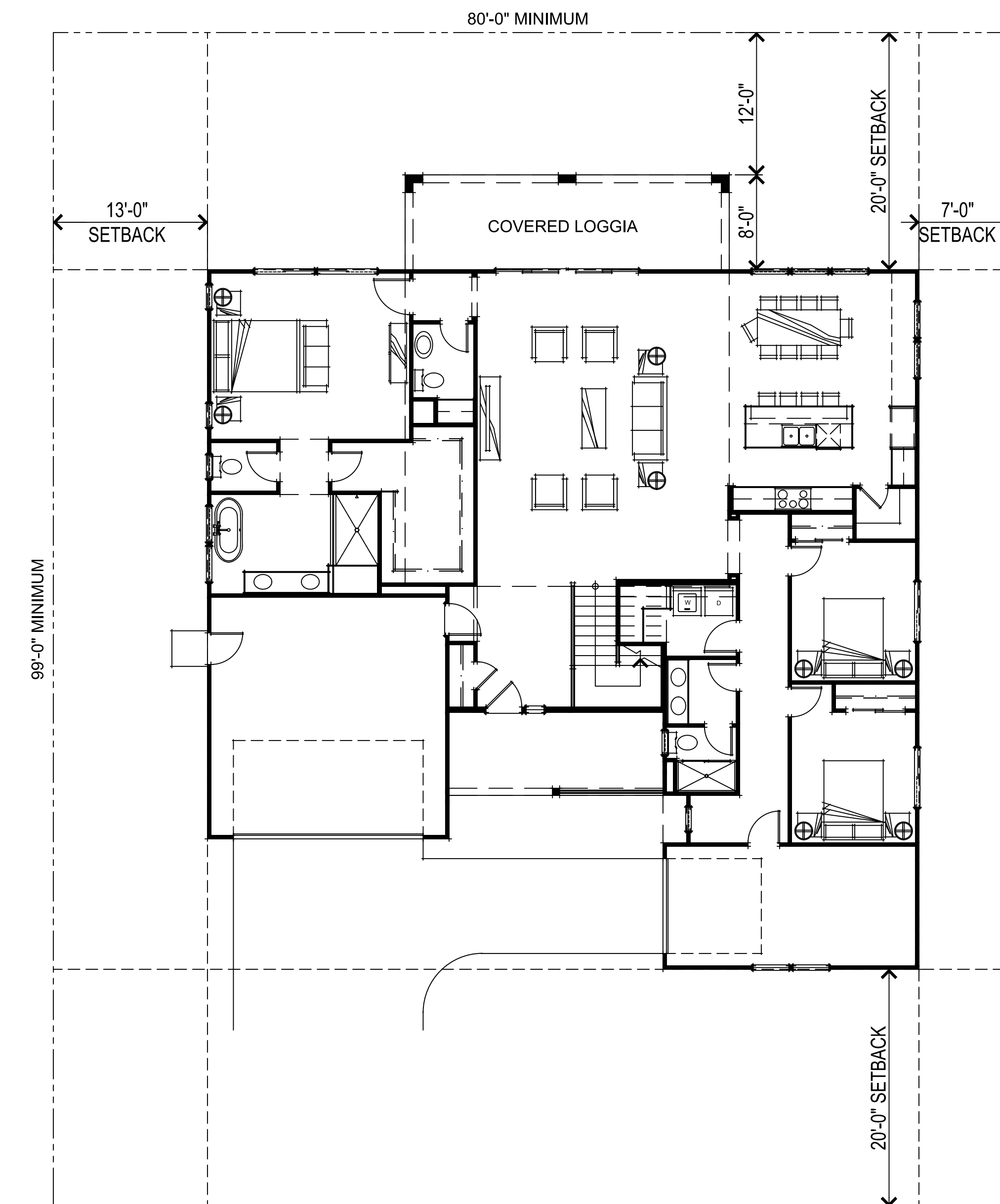




PRAIRIE FIRST FLOOR PLAN



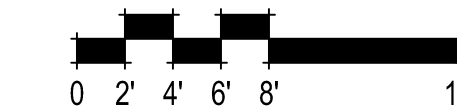
CRAFTSMAN FIRST FLOOR PLAN



FARMHOUSE FIRST FLOOR PLAN

373.012 Apricot  
Brentwood, CA  
October 7, 2022

Trumark Homes  
3001 Bishop Drive, Suite 100, San Ramon, CA 94583  
925.648.8300



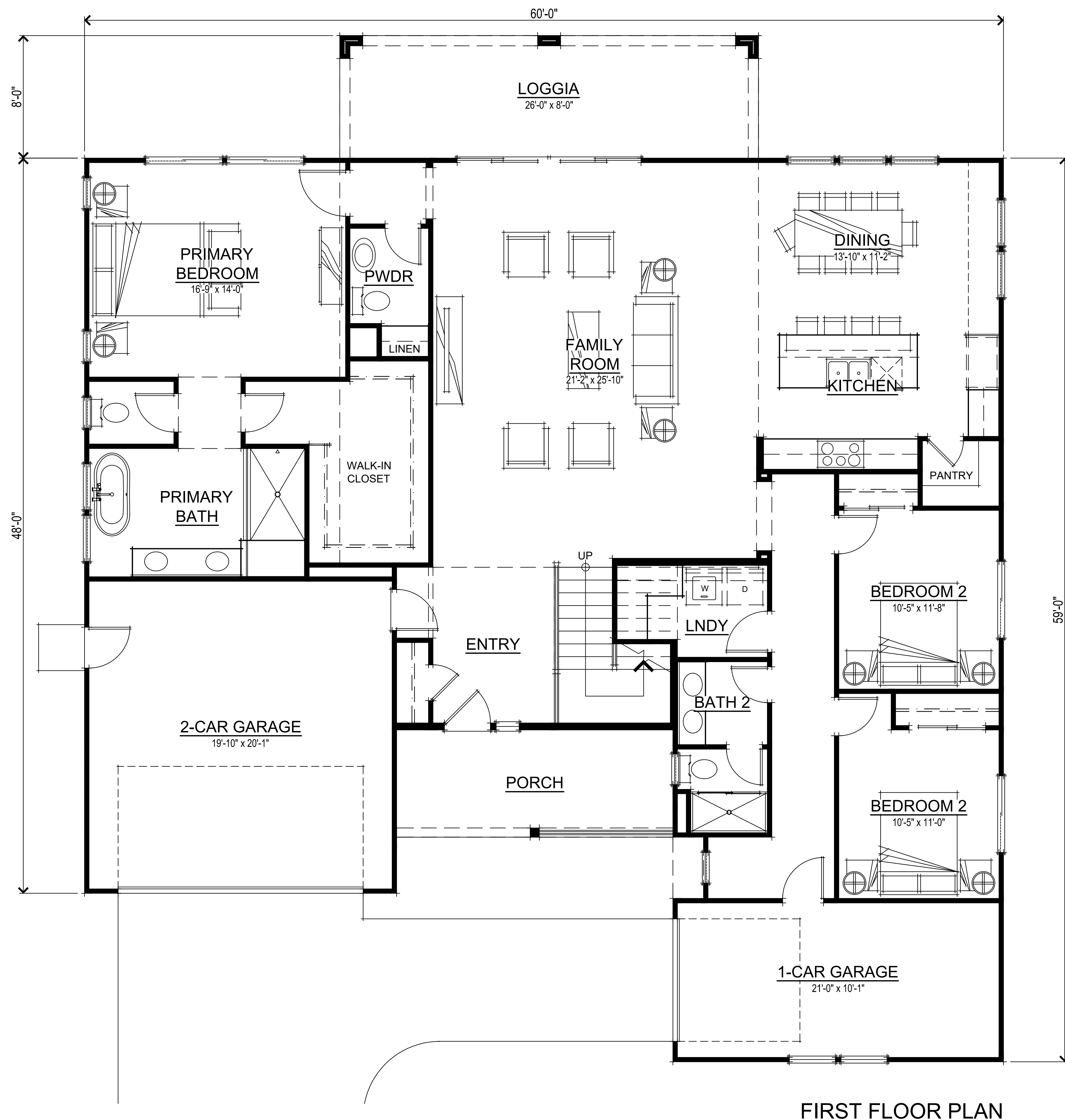
PLAN 1 SETBACK EXHIBIT  
A01

SDG Architects, Inc.  
3361 Walnut Blvd, Suite 120  
Brentwood, CA 94513  
925.634.7000 | sdgarchitectsinc.com



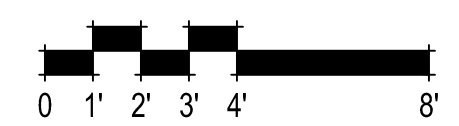
V:\373012\_Tru Apricot\373012\A\_Sheets\SETBACK PLAN 1 SETBACK EXHIBIT.dwg, 10/5/2022 10:18:53 AM, MThomas





FIRST FLOOR PLAN

SQUARE FOOTAGES	
FIRST FLOOR	2280 SQ. FT.
SECOND FLOOR	751 SQ. FT.
TOTAL LIVING	3031 SQ. FT.
2-CAR GARAGE	412 SQ. FT.
1-CAR GARAGE	225 SQ. FT.
PORCH	126 SQ. FT.
LOGGIA	219 SQ. FT.



PLAN 1 FIRST FLOOR PLAN  
A02

373.012 Apricot  
Brentwood, CA  
October 7, 2022

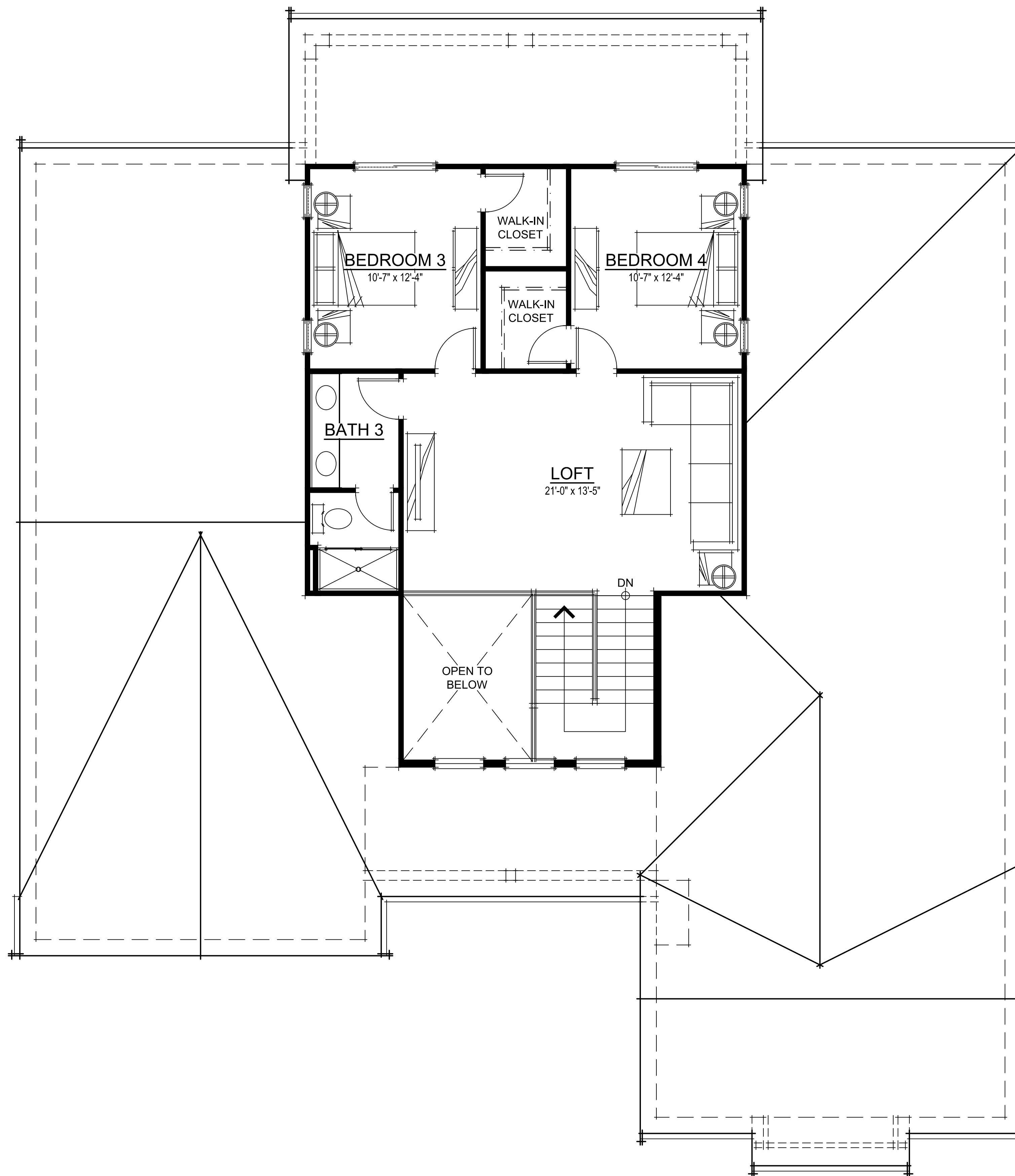
Trumark Homes  
3001 Bishop Drive, Suite 100, San Ramon, CA 94583  
925.648.8300

SDG Architects, Inc.  
3361 Walnut Blvd, Suite 120  
Brentwood, CA 94513  
925.634.7000 | sdgarchitectsinc.com

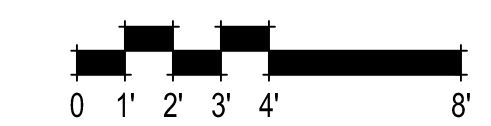


V:\373012\_1700\_Apricot03\_CAD\373012\1700\_Sheets\DSB\A02\_Plan\_1\_First Floor Plan.dwg, 10/5/2022, 11:46:39 AM, MThomas





SECOND FLOOR PLAN



PLAN 1 SECOND FLOOR PLAN  
A03

373.012 Apricot  
 Brentwood, CA  
 October 7, 2022

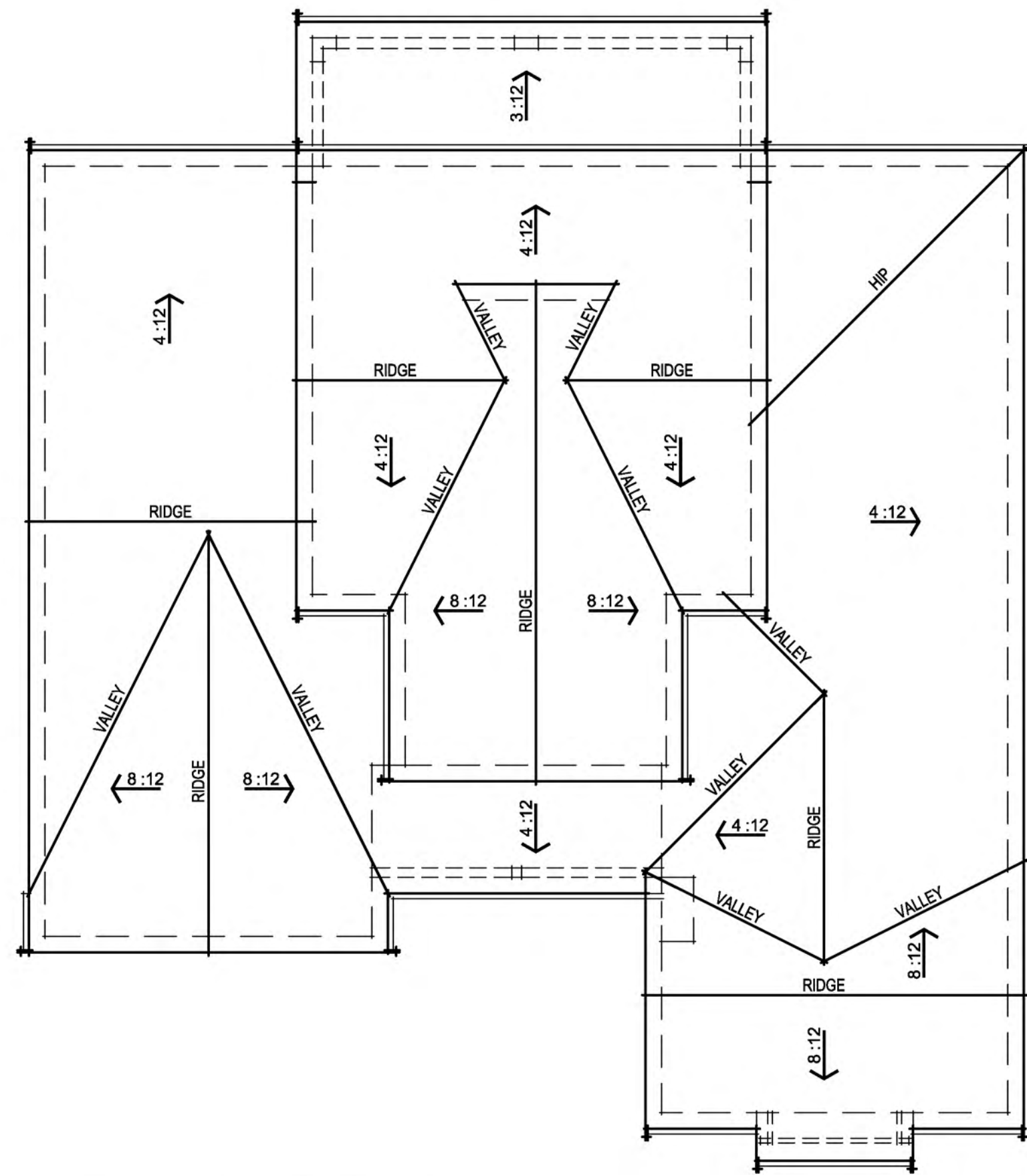
Trumark Homes  
 3001 Bishop Drive, Suite 100, San Ramon, CA 94583  
 925.648.8300

SDG Architects, Inc.  
 3361 Walnut Blvd, Suite 120  
 Brentwood, CA 94513  
 925.634.7000 | sdgarchitectsinc.com

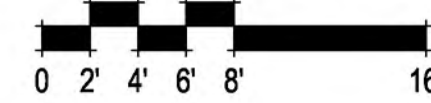


V:\373012\_1701\_Apricot03\_CAD\373012\1701\_Sheets\DSR\A03 PLAN 1 SECOND FLOOR PLAN.dwg, 10/5/2022 11:45:12 AM, MThorne





FARMHOUSE ROOF PLAN



FARMHOUSE 'A' RIGHT ELEVATION



FARMHOUSE 'A' FRONT ELEVATION

**FARMHOUSE ELEVATION  
EXTERIOR MATERIALS**

- BOARD AND BATTEN SIDING
- CONCRETE TILE ROOFING
- 2X WOOD WINDOW TRIM @ SIDING
- STUCCO o/ FOAM TRIM @ STUCCO
- DECORATIVE GARAGE DOOR
- DECORATIVE ROOF w/ KICKER
- DECORATIVE PORCH RAILING



PLAN 1 FARMHOUSE FRONT & RIGHT ELEVATIONS & ROOF PLAN

A04

373.012 Apricot  
Brentwood, CA  
October 7, 2022

Trumark Homes  
3001 Bishop Drive, Suite 100, San Ramon, CA 94583  
925.648.8300

SDG Architects, Inc.  
3361 Walnut Blvd, Suite 120  
Brentwood, CA 94513  
925.634.7000 | sdgarchitectsinc.com







FARMHOUSE 'A' LEFT ELEVATION



FARMHOUSE 'A' REAR ELEVATION



PLAN 1 FARMHOUSE REAR & LEFT ELEVATIONS

A05

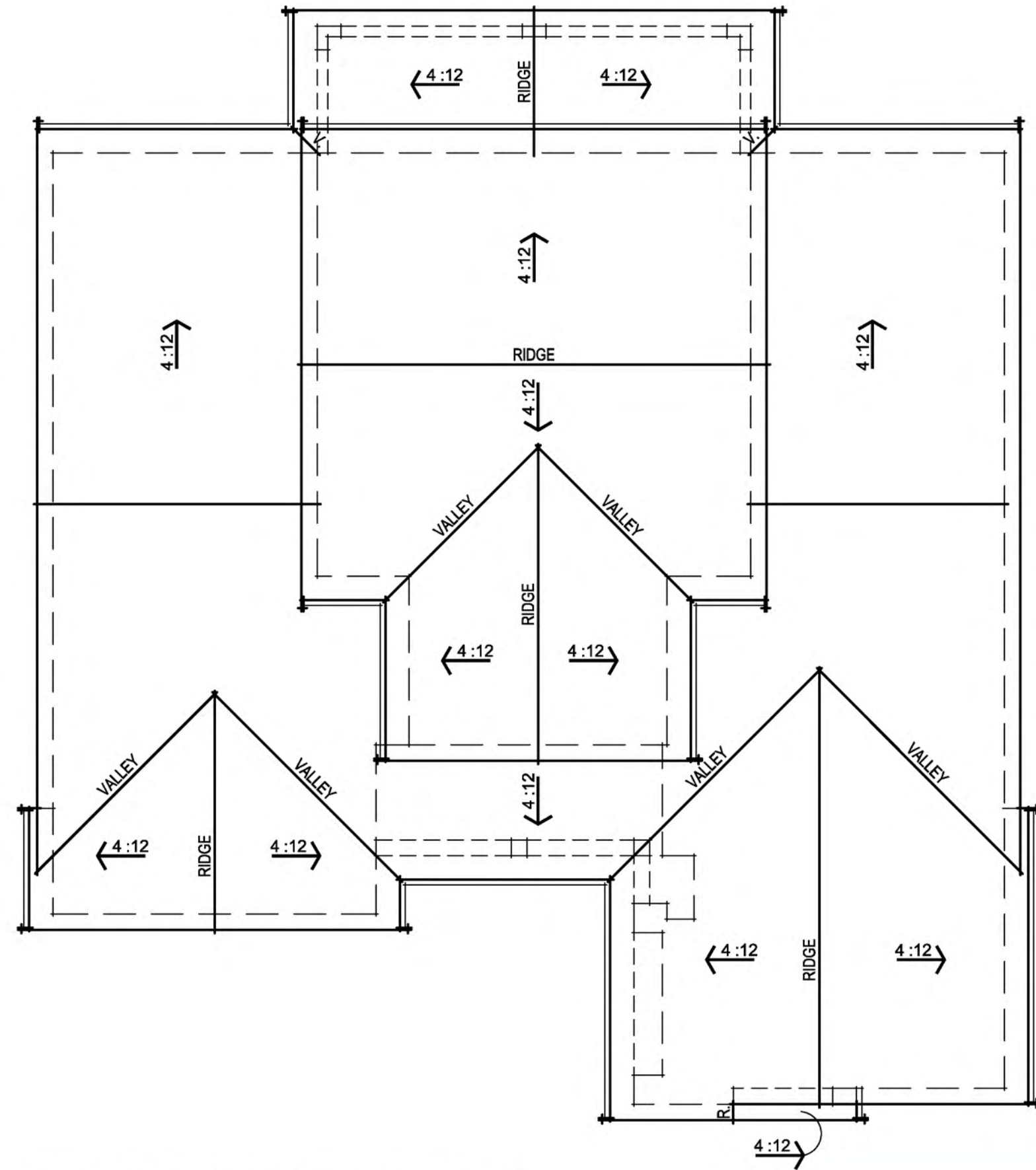
373.012 Apricot  
Brentwood, CA  
October 7, 2022

Trumark Homes  
3001 Bishop Drive, Suite 100, San Ramon, CA 94583  
925.648.8300

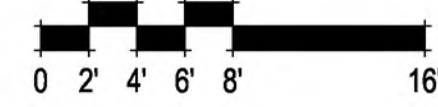
SDG Architects, Inc.  
3361 Walnut Blvd, Suite 120  
Brentwood, CA 94513  
925.634.7000 | sdgarchitectsinc.com







CRAFTSMAN ROOF PLAN



CRAFTSMAN 'B' RIGHT ELEVATION



CRAFTSMAN 'B' FRONT ELEVATION

CRAFTSMAN ELEVATION  
EXTERIOR MATERIALS

- HORIZONTAL SIDING
- CONCRETE TILE ROOFING
- 2X WOOD WINDOW TRIM @ SIDING
- STUCCO or FOAM TRIM @ STUCCO
- DECORATIVE GARAGE DOOR
- DECORATIVE CORBEL
- STONE VENEER



PLAN 1 CRAFTSMAN FRONT & RIGHT ELEVATIONS & ROOF PLAN

A06

373.012 Apricot  
Brentwood, CA  
October 7, 2022

Trumark Homes

3001 Bishop Drive, Suite 100, San Ramon, CA 94583  
925.648.8300

SDG Architects, Inc.  
3361 Walnut Blvd, Suite 120  
Brentwood, CA 94513  
925.634.7000 | sdgarchitectsinc.com







CRAFTSMAN 'B' LEFT ELEVATION



CRAFTSMAN 'B' REAR ELEVATION



PLAN 1 CRAFTSMAN REAR & LEFT ELEVATIONS

A07

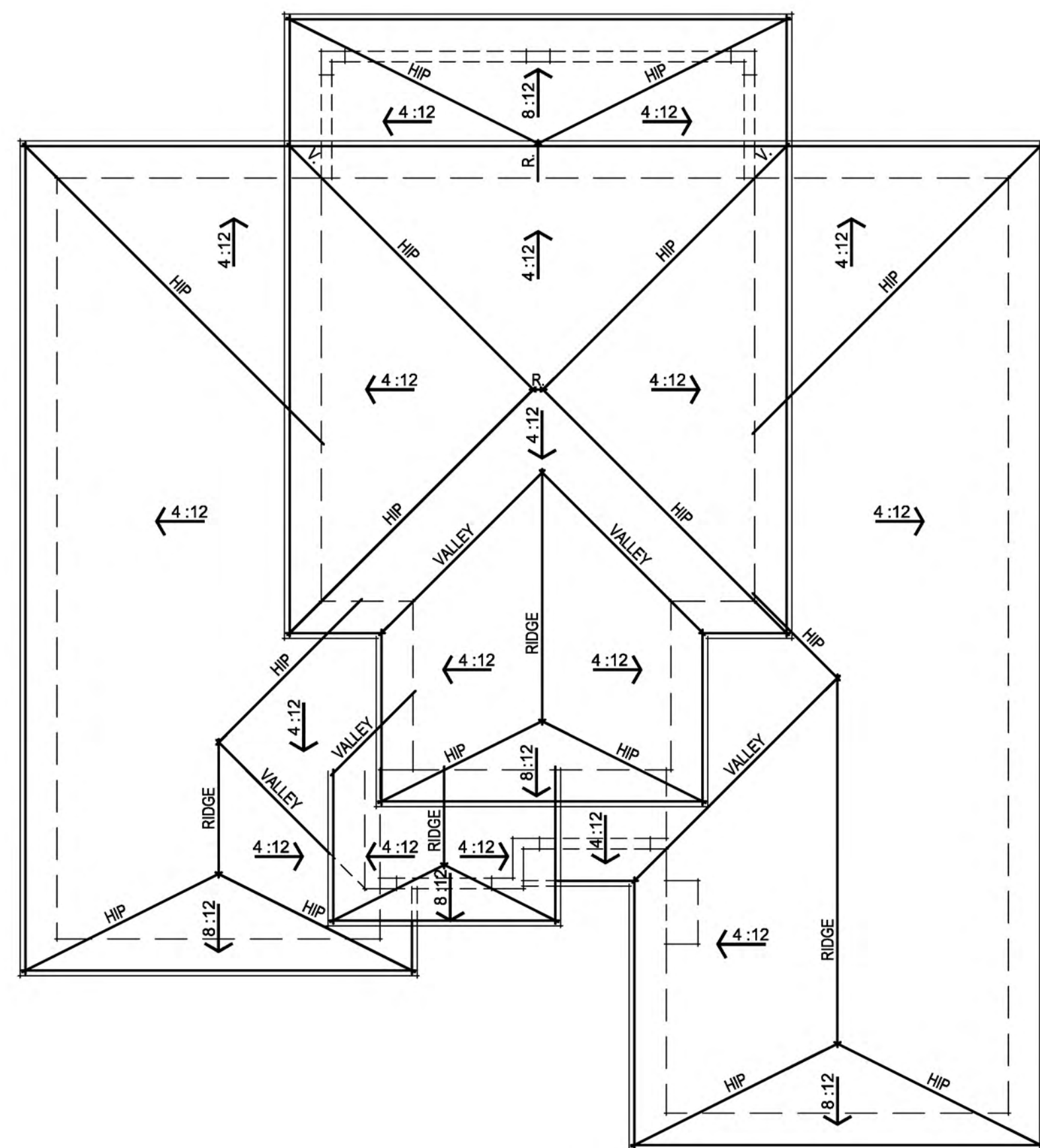
373.012 Apricot  
Brentwood, CA  
October 7, 2022

Trumark Homes  
3001 Bishop Drive, Suite 100, San Ramon, CA 94583  
925.648.8300

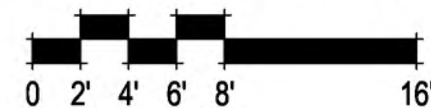
SDG Architects, Inc.  
3361 Walnut Blvd, Suite 120  
Brentwood, CA 94513  
925.634.7000 | sdgarchitectsinc.com







PRAIRIE ROOF PLAN



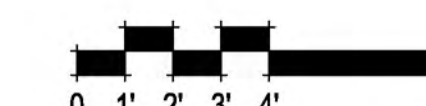
PRAIRIE 'C' RIGHT ELEVATION



PRAIRIE 'C' FRONT ELEVATION

**PRAIRIE ELEVATION  
EXTERIOR MATERIALS**

- CEMENT PLASTER FINISH
- HORIZONTAL WOOD SIDING
- CONCRETE TILE ROOFING
- 2X WOOD WINDOW TRIM @ SIDING
- STUCCO or FOAM TRIM @ STUCCO
- DECORATIVE GARAGE DOOR
- STONE VENEER



PLAN 1 PRAIRIE FRONT & RIGHT ELEVATIONS & ROOF PLAN

A08

373.012 Apricot  
Brentwood, CA  
October 7, 2022

Trumark Homes  
3001 Bishop Drive, Suite 100, San Ramon, CA 94583  
925.648.8300

SDG Architects, Inc.  
3361 Walnut Blvd, Suite 120  
Brentwood, CA 94513  
925.634.7000 | sdgarchitectsinc.com







PRAIRIE 'C' LEFT ELEVATION



PRAIRIE 'C' REAR ELEVATION



PLAN 1 PRAIRIE REAR & LEFT ELEVATIONS

A09

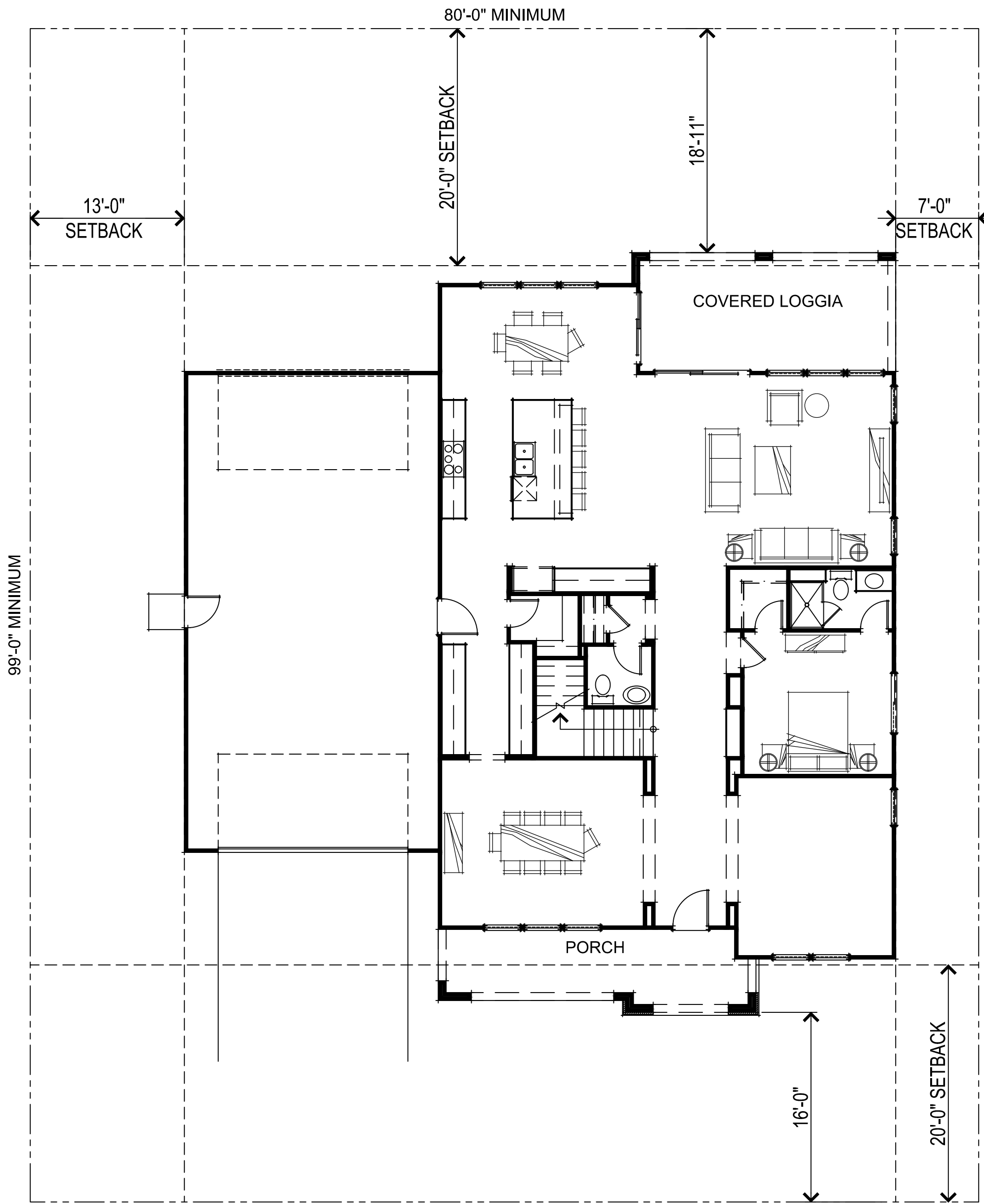
373.012 Apricot  
Brentwood, CA  
October 7, 2022

Trumark Homes  
3001 Bishop Drive, Suite 100, San Ramon, CA 94583  
925.648.8300

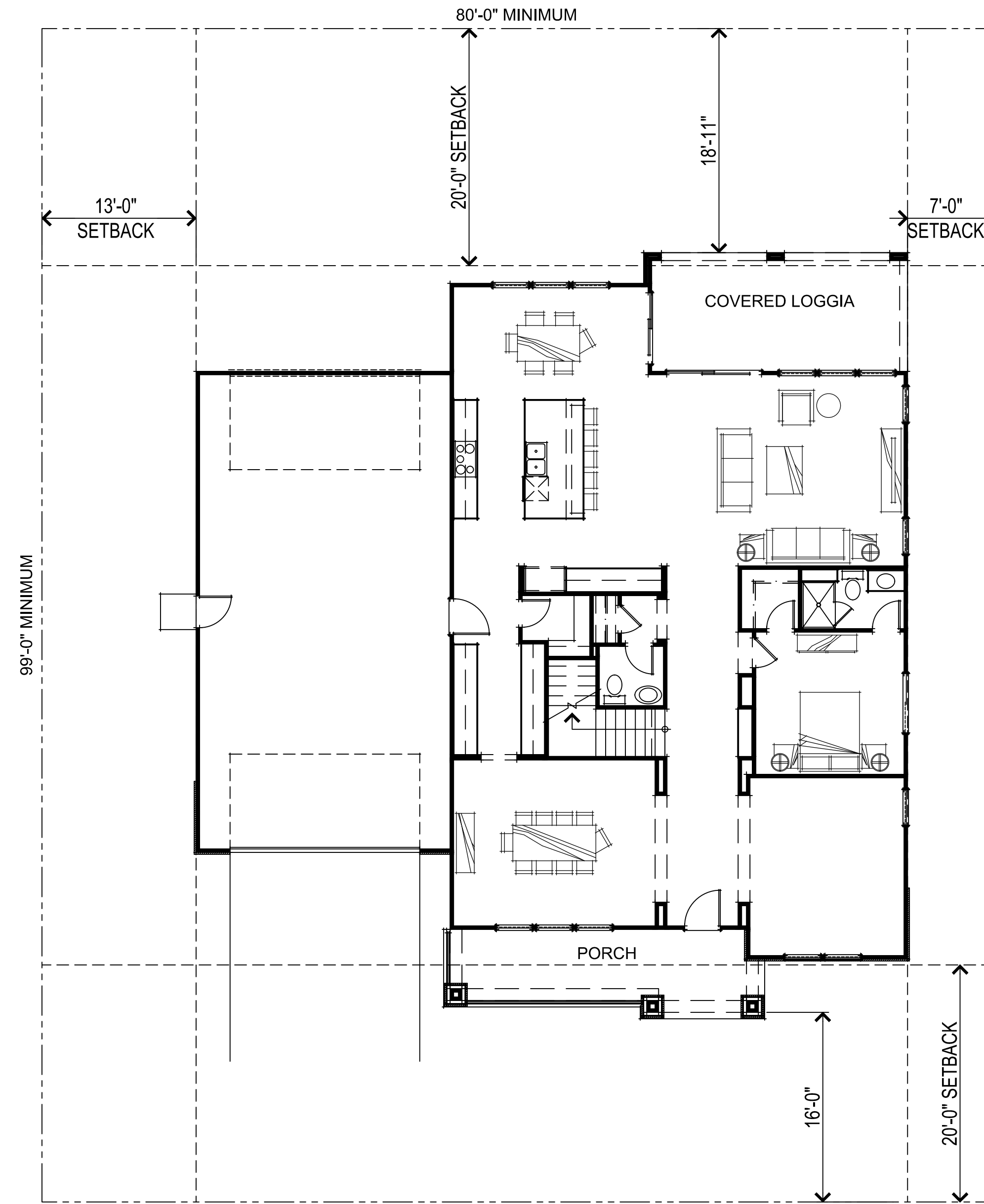
SDG Architects, Inc.  
3361 Walnut Blvd, Suite 120  
Brentwood, CA 94513  
925.634.7000 | sdgarchitectsinc.com



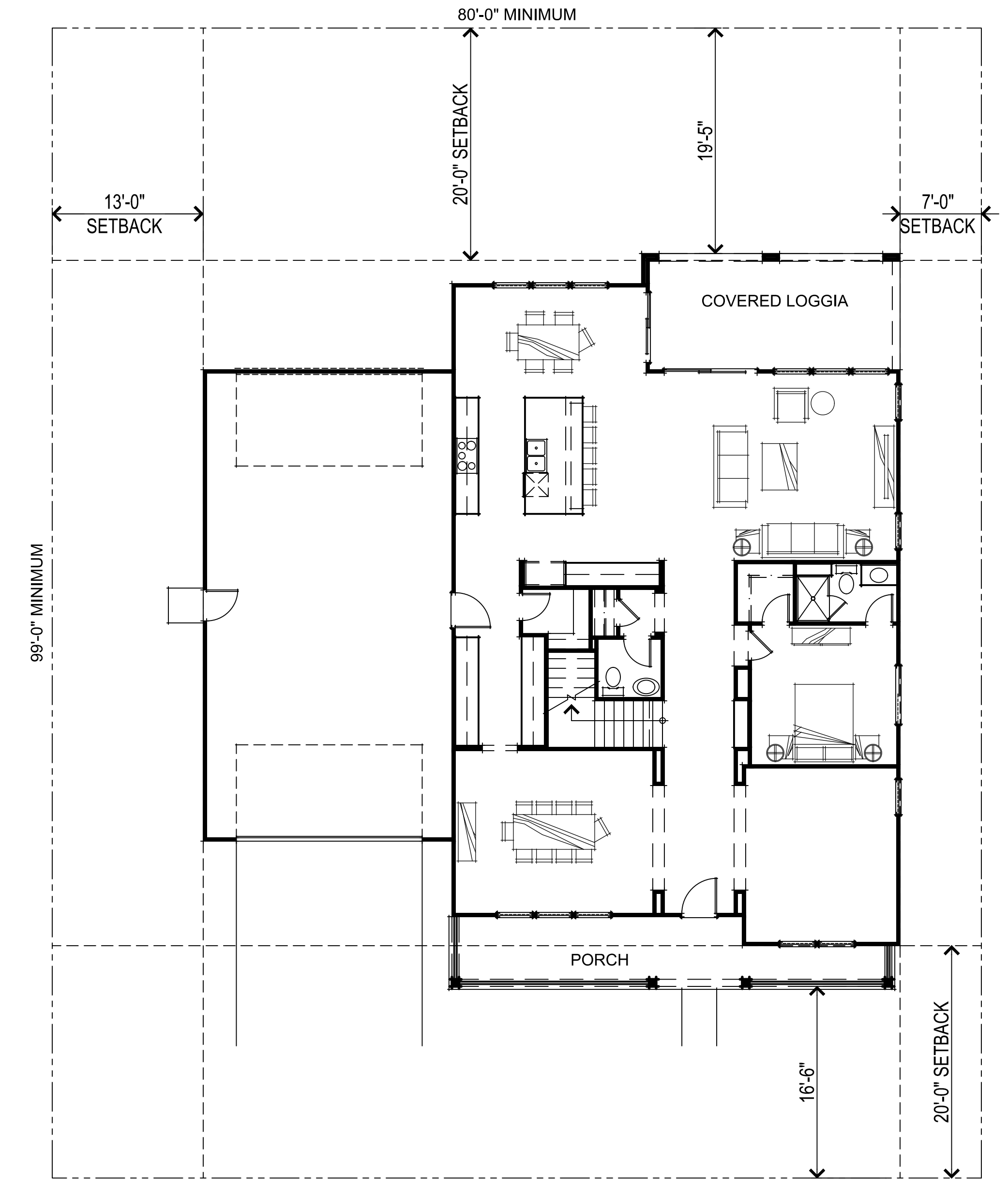




PRAIRIE FIRST FLOOR PLAN



CRAFTSMAN FIRST FLOOR PLAN



FARMHOUSE FIRST FLOOR PLAN

373.012 Apricot  
Brentwood, CA  
October 7, 2022

Trumark Homes  
3001 Bishop Drive, Suite 100, San Ramon, CA 94583  
925.648.8300



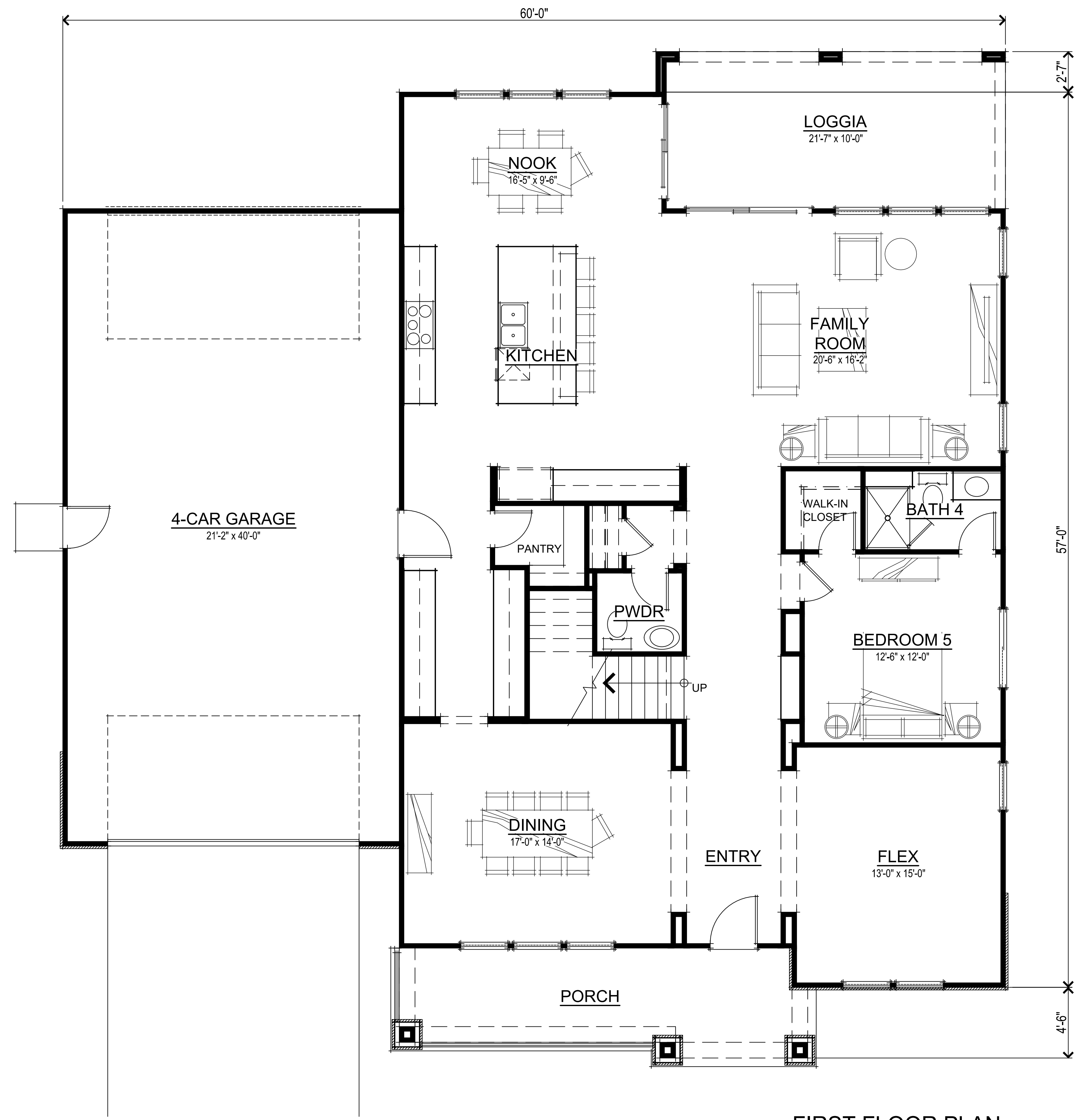
PLAN 2 SETBACK EXHIBIT  
A10

SDG Architects, Inc.  
3361 Walnut Blvd, Suite 120  
Brentwood, CA 94513  
925.634.7000 | sdgarchitectsinc.com



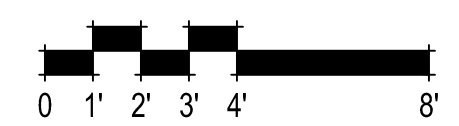
V:\373012\_1700\_Apricot\373012\1700\_Sheets\DSB\A10\_Plan\_2\_Setback\_Exhibit.dwg, 10/5/2022 10:35:31 AM, MThomas





FIRST FLOOR PLAN

SQUARE FOOTAGES	
FIRST FLOOR	1977 SQ. FT.
SECOND FLOOR	1801 SQ. FT.
TOTAL LIVING	3778 SQ. FT.
4-CAR GARAGE	869 SQ. FT.
PORCH	207 SQ. FT.
LOGGIA	218 SQ. FT.



PLAN 2 FIRST FLOOR PLAN  
A11

373.012 Apricot  
Brentwood, CA  
October 7, 2022

Trumark Homes  
3001 Bishop Drive, Suite 100, San Ramon, CA 94583  
925.648.8300

SDG Architects, Inc.  
3361 Walnut Blvd, Suite 120  
Brentwood, CA 94513  
925.634.7000 | sdgarchitectsinc.com

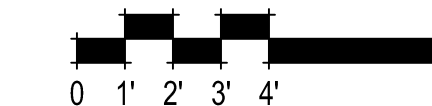


V:\373012\_120\_Apricot\373012\120\_Sheets\05\052022\11-07-22\18\_A11.rvt





SECOND FLOOR PLAN



PLAN 2 SECOND FLOOR PLAN  
A12

373.012 Apricot  
Brentwood, CA  
October 7, 2022

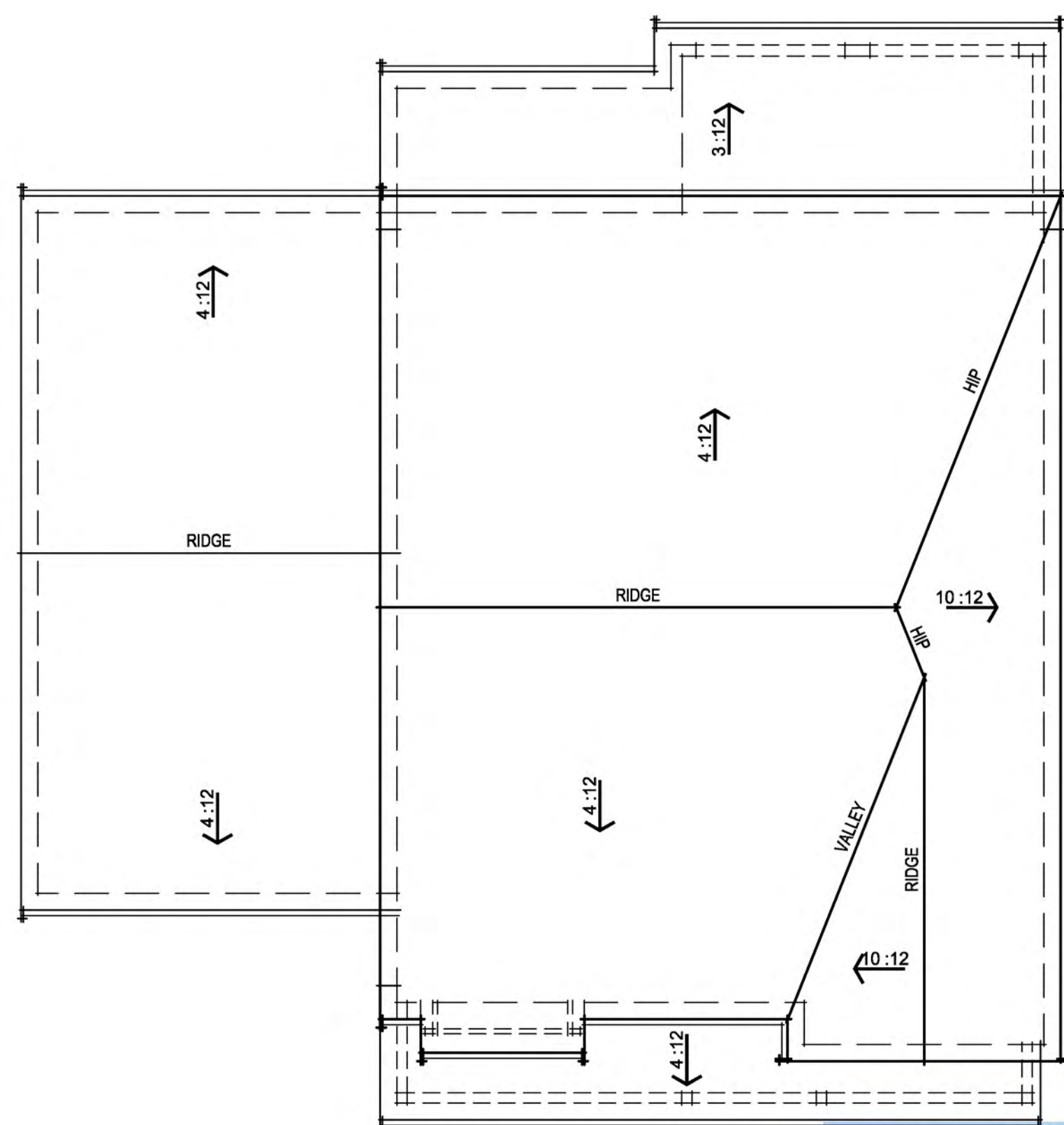
Trumark Homes  
3001 Bishop Drive, Suite 100, San Ramon, CA 94583  
925.648.8300

SDG Architects, Inc.  
3361 Walnut Blvd, Suite 120  
Brentwood, CA 94513  
925.634.7000 | sdgarchitectsinc.com

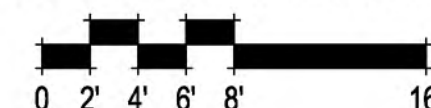


V:\373012\_ TRU Apricot\03\_CAD\373012\214\_Sheets\DSB\A12\_Plan 2\_SECOND FLOOR PLAN.dwg, 10/5/2022 11:46:46 AM, MThorne





FARMHOUSE ROOF PLAN



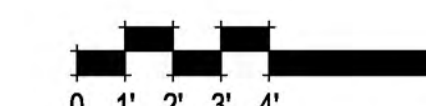
FARMHOUSE 'A' RIGHT ELEVATION



FARMHOUSE 'A' FRONT ELEVATION

**FARMHOUSE ELEVATION  
EXTERIOR MATERIALS**

- BOARD AND BATTEN SIDING
- CONCRETE TILE ROOFING
- 2X WOOD WINDOW TRIM @ SIDING
- STUCCO or FOAM TRIM @ STUCCO
- DECORATIVE GARAGE DOOR
- DECORATIVE ROOF w/ KICKER
- DECORATIVE PORCH RAILING



PLAN 2 FARMHOUSE FRONT & RIGHT ELEVATIONS & ROOF PLAN







FARMHOUSE 'A' LEFT ELEVATION



FARMHOUSE 'A' REAR ELEVATION



PLAN 2 FARMHOUSE REAR & LEFT ELEVATIONS

A14

373.012 Apricot  
Brentwood, CA  
October 7, 2022

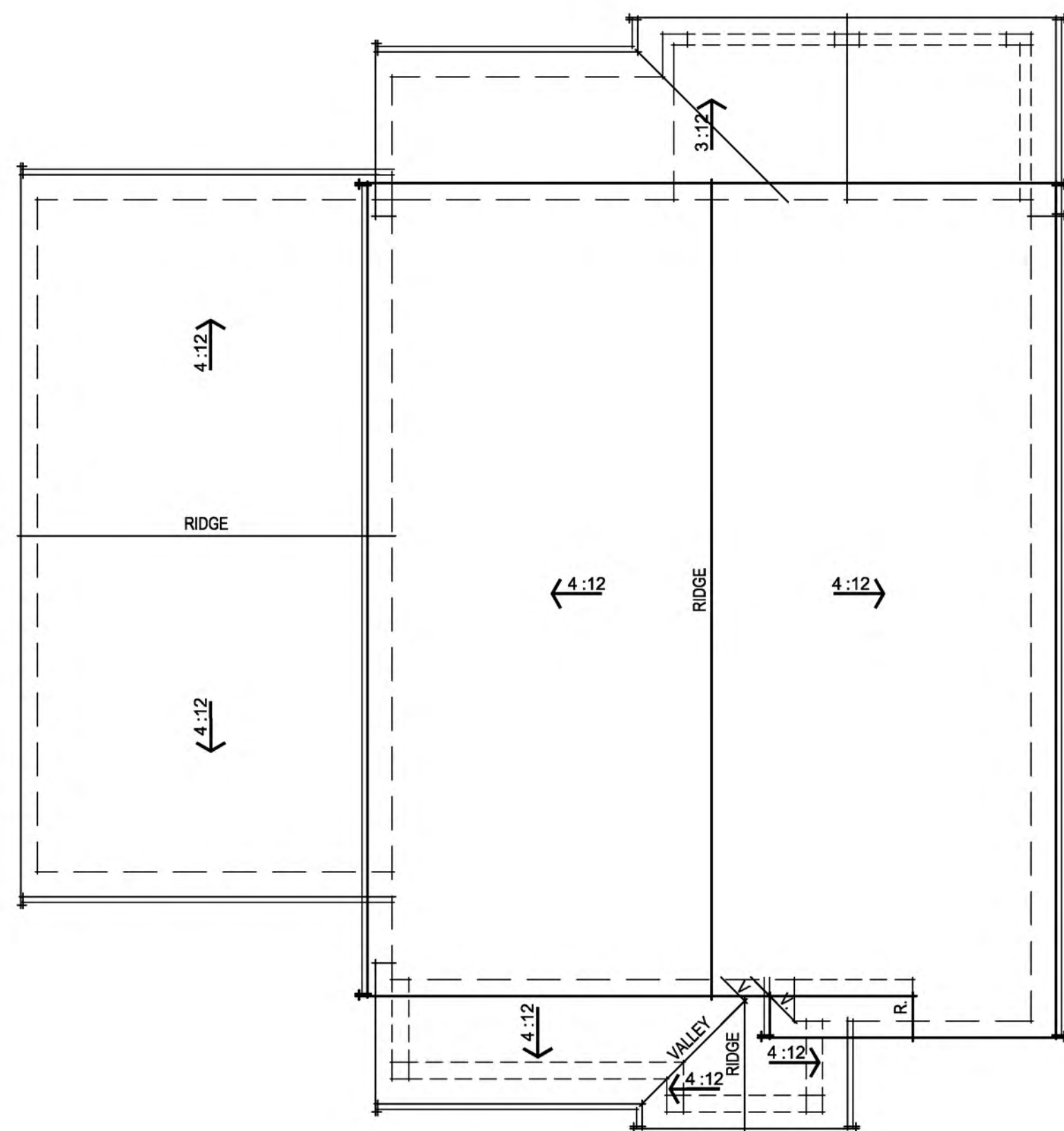
Trumark Homes

3001 Bishop Drive, Suite 100, San Ramon, CA 94583  
925.648.8300

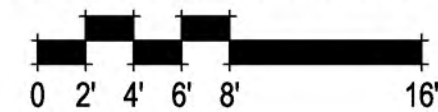
SDG Architects, Inc.  
3361 Walnut Blvd, Suite 120  
Brentwood, CA 94513  
925.634.7000 | sdgarchitectsinc.com







CRAFTSMAN ROOF PLAN



CRAFTSMAN 'B' RIGHT ELEVATION




CRAFTSMAN 'B' FRONT ELEVATION

RIDGE HEIGHT 28'-0"

CRAFTSMAN ELEVATION  
EXTERIOR MATERIALS

- HORIZONTAL SIDING
- CONCRETE TILE ROOFING
- 2X WOOD WINDOW TRIM @ SIDING
- STUCCO or FOAM TRIM @ STUCCO
- DECORATIVE GARAGE DOOR
- DECORATIVE CORBEL
- STONE VENEER



PLAN 2 CRAFTSMAN FRONT & RIGHT ELEVATIONS & ROOF PLAN

A15

373.012 Apricot  
Brentwood, CA  
October 7, 2022

Trumark Homes

3001 Bishop Drive, Suite 100, San Ramon, CA 94583  
925.648.8300

SDG Architects, Inc.  
3361 Walnut Blvd, Suite 120  
Brentwood, CA 94513  
925.634.7000 | sdgarchitectsinc.com







CRAFTSMAN 'B' LEFT ELEVATION



CRAFTSMAN 'B' REAR ELEVATION



PLAN 2 CRAFTSMAN REAR & LEFT ELEVATIONS

A16

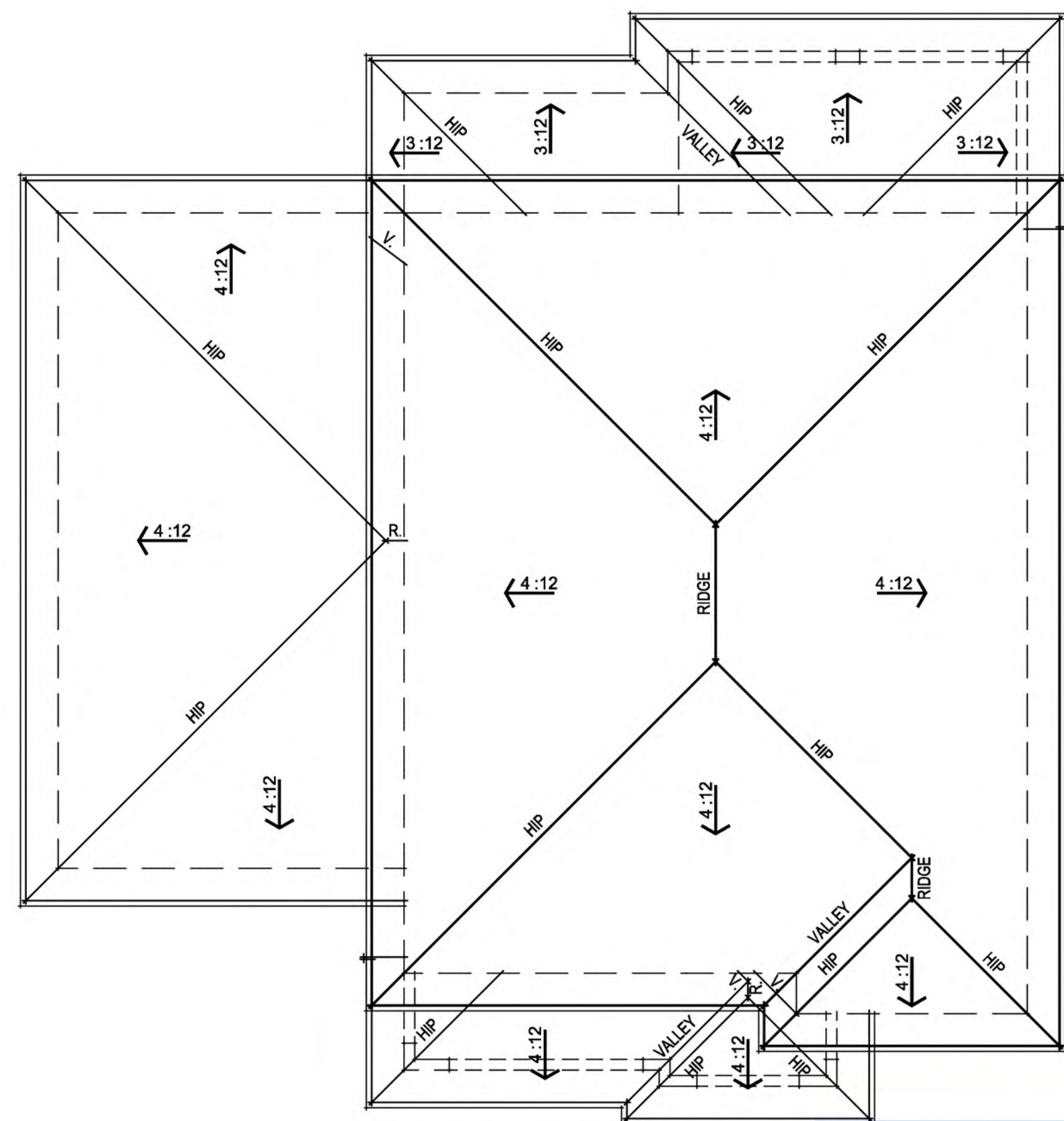
373.012 Apricot  
Brentwood, CA  
October 7, 2022

Trumark Homes  
3001 Bishop Drive, Suite 100, San Ramon, CA 94583  
925.648.8300

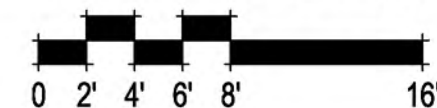
SDG Architects, Inc.  
3361 Walnut Blvd, Suite 120  
Brentwood, CA 94513  
925.634.7000 | sdgarchitectsinc.com







PRAIRIE ROOF PLAN



PRAIRIE 'C' RIGHT ELEVATION



PRAIRIE 'C' FRONT ELEVATION

RIDGE HEIGHT 28'-0"

**PRAIRIE ELEVATION  
EXTERIOR MATERIALS**

- CEMENT PLASTER FINISH
- HORIZONTAL WOOD SIDING
- CONCRETE TILE ROOFING
- 2X WOOD WINDOW TRIM @ SIDING
- STUCCO or FOAM TRIM @ STUCCO
- DECORATIVE GARAGE DOOR
- STONE VENEER



PLAN 2 PRAIRIE FRONT & RIGHT ELEVATIONS & ROOF PLAN

A17

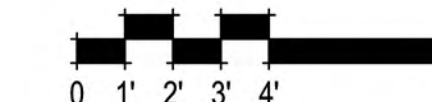




PRAIRIE 'C' LEFT ELEVATION



PRAIRIE 'C' REAR ELEVATION



PLAN 2 PRAIRIE REAR & LEFT ELEVATIONS

A18

373.012 Apricot  
Brentwood, CA  
October 7, 2022

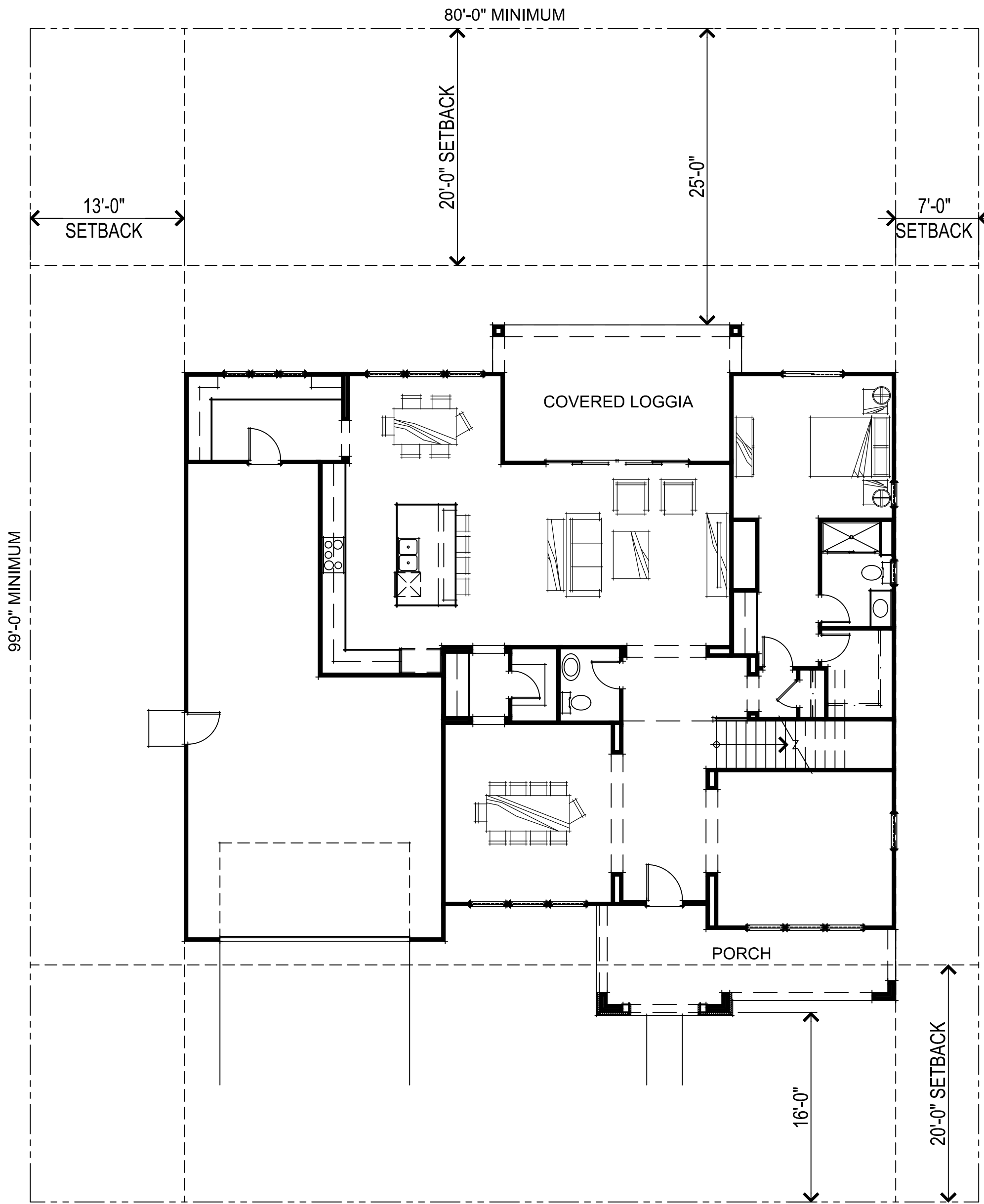
Trumark Homes

3001 Bishop Drive, Suite 100, San Ramon, CA 94583  
925.648.8300

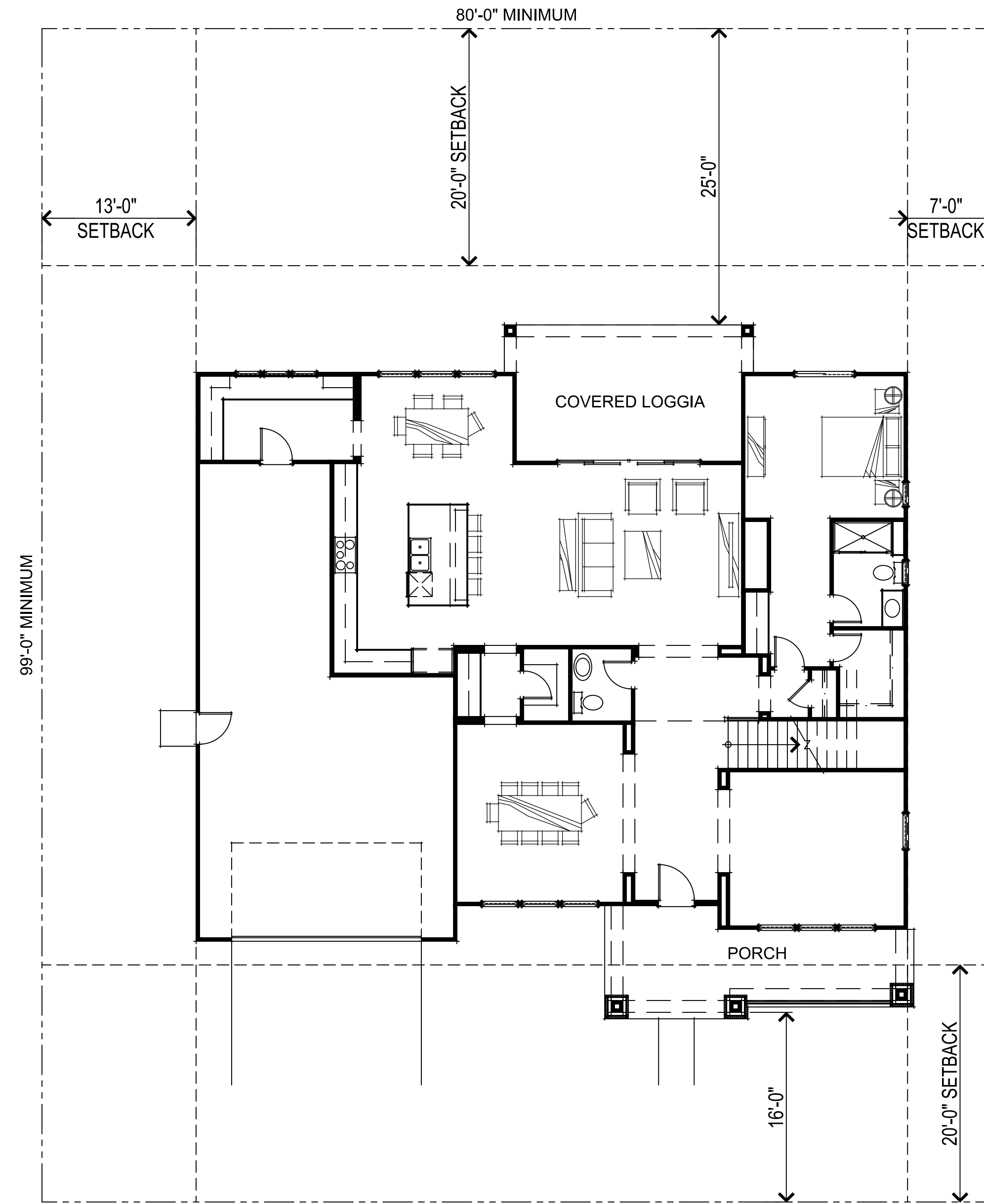
SDG Architects, Inc.  
3361 Walnut Blvd, Suite 120  
Brentwood, CA 94513  
925.634.7000 | sdgarchitectsinc.com



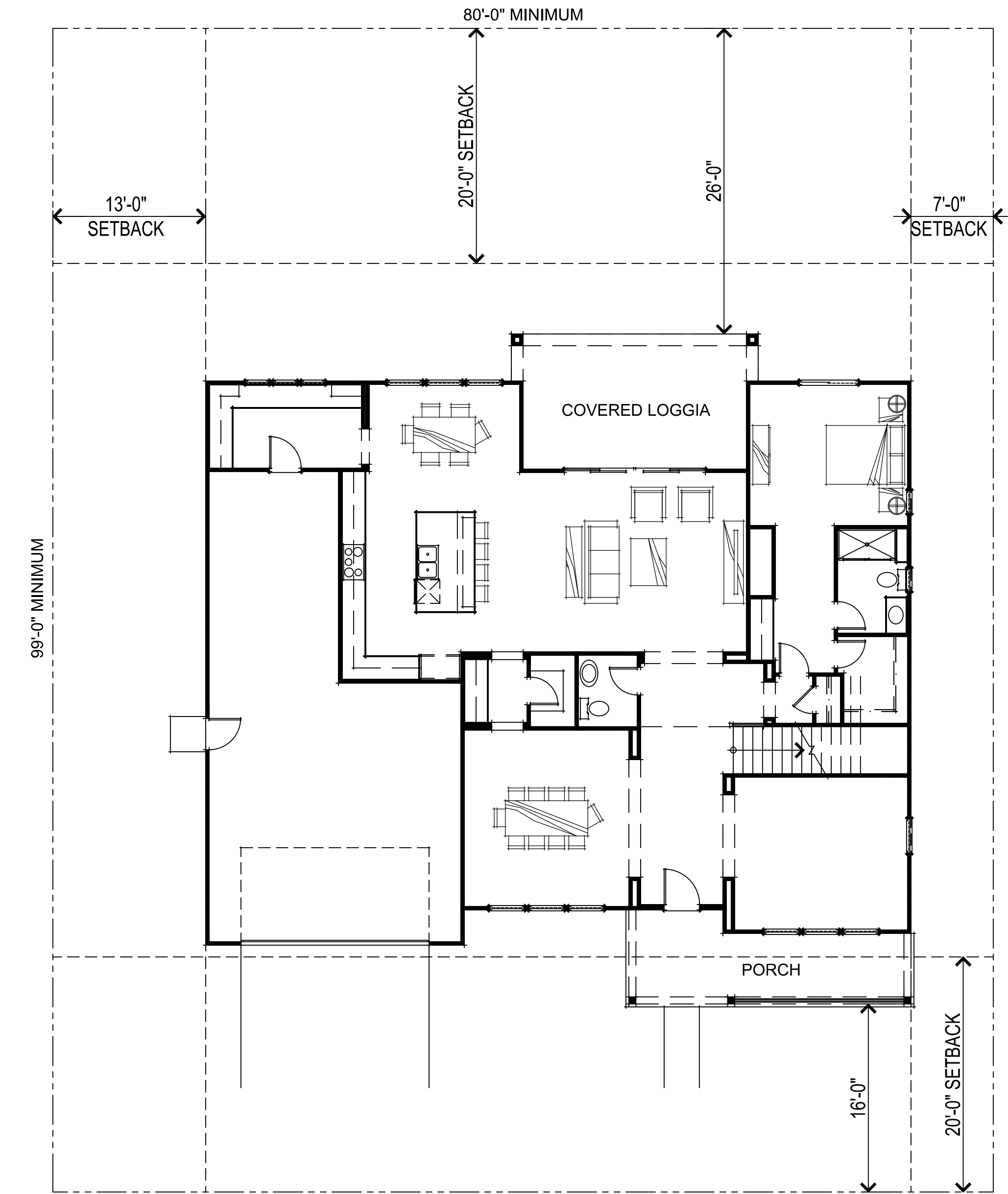




PRAIRIE FIRST FLOOR PLAN



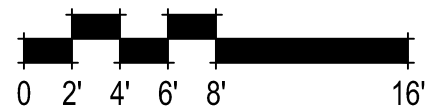
CRAFTSMAN FIRST FLOOR PLAN



FARMHOUSE FIRST FLOOR PLAN

373.012 Apricot  
Brentwood, CA  
October 7, 2022

Trumark Homes  
3001 Bishop Drive, Suite 100, San Ramon, CA 94583  
925.648.8300



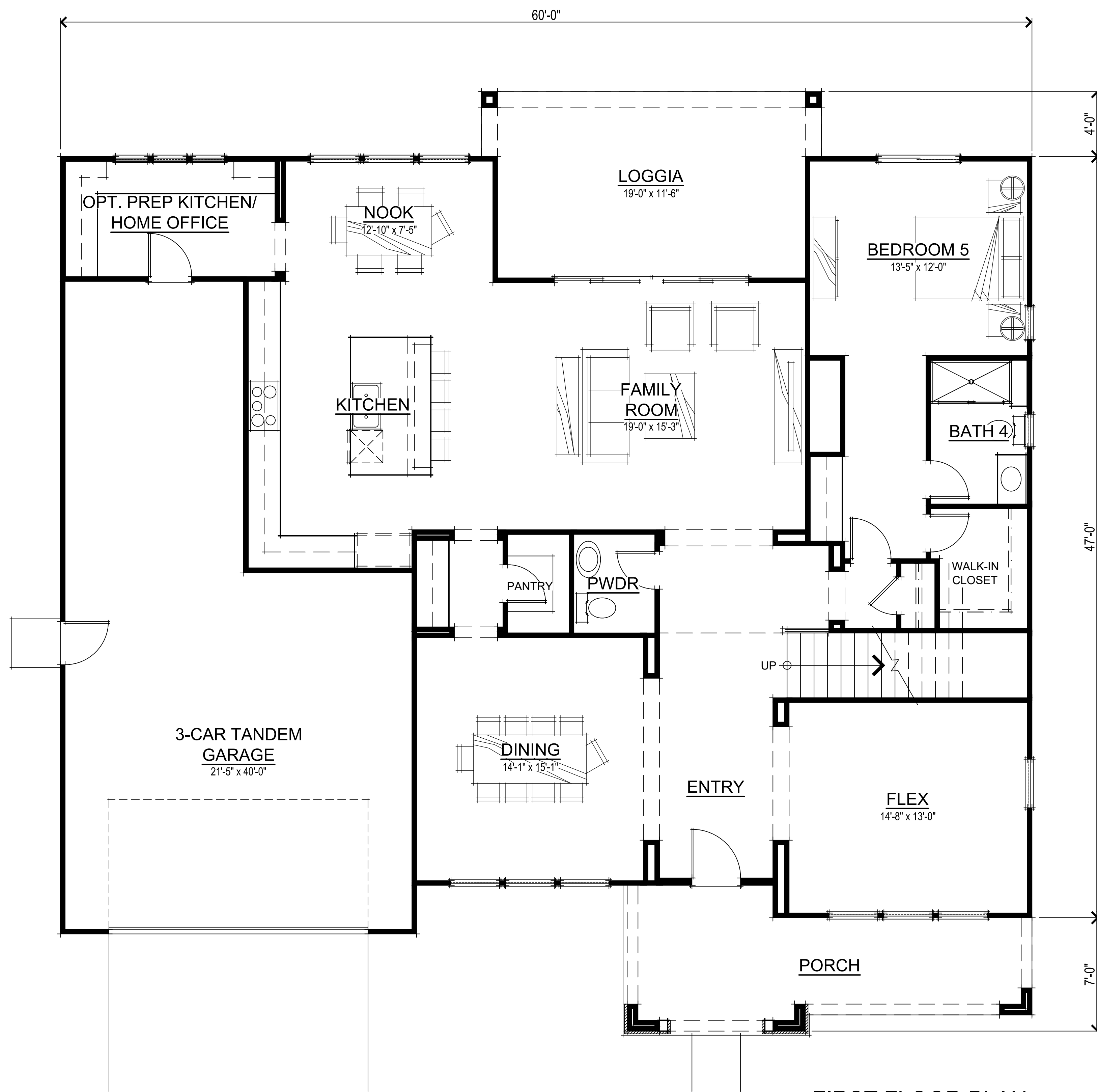
PLAN 3 SETBACK EXHIBIT  
A19

SDG Architects, Inc.  
3361 Walnut Blvd, Suite 120  
Brentwood, CA 94513  
925.634.7000 | sdgarchitectsinc.com

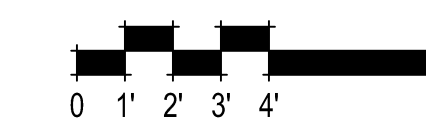


V:\373012\_190\_Apricot\03\_CAD\373012\190\_Sheets\DSB\A19\_Plan\_3\_Setback\_Exhibit.dwg, 10/15/2022, 10:35:56 AM, MThomas





SQUARE FOOTAGES	
FIRST FLOOR	1967 SQ. FT.
SECOND FLOOR	2373 SQ. FT.
TOTAL LIVING	4340 SQ. FT.
3-CAR TANDEM GARAGE	688 SQ. FT.
PORCH	170 SQ. FT.
LOGGIA	226 SQ. FT.



PLAN 3 FIRST FLOOR PLAN  
A20

373.012 Apricot  
Brentwood, CA  
October 7, 2022

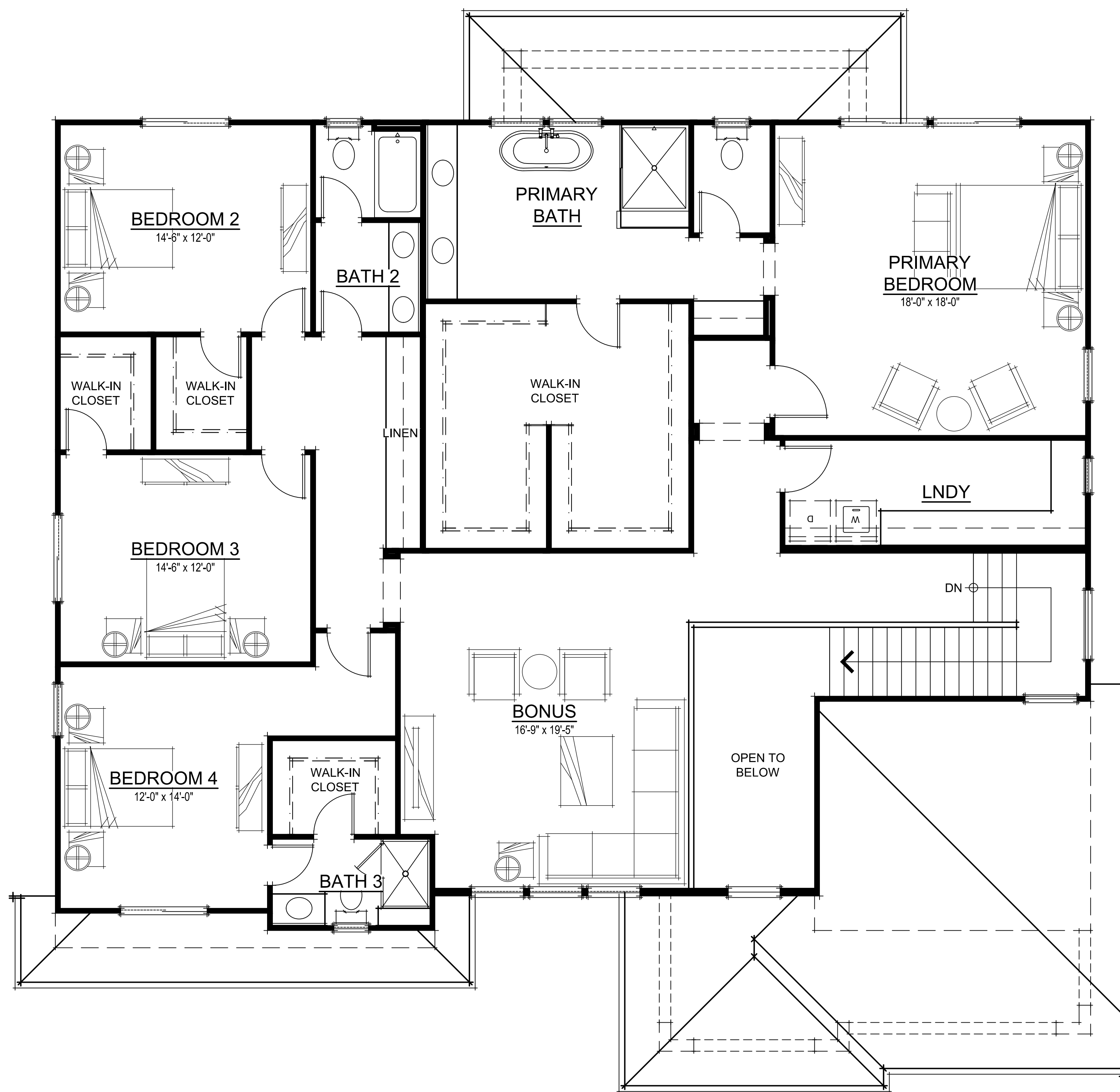
Trumark Homes  
3001 Bishop Drive, Suite 100, San Ramon, CA 94583  
925.648.8300

SDG Architects, Inc.  
3361 Walnut Blvd, Suite 120  
Brentwood, CA 94513  
925.634.7000 | sdgarchitectsinc.com



V:\373012\_1700\_Apricot03\_CAD\373012\1700\_Sheets\DSR\A20\_Plan\_3\_First\_Floor\_Plan.dwg, 10/5/2022, 11:48:46 AM, MThomas





SECOND FLOOR PLAN



PLAN 3 SECOND FLOOR PLAN  
A21

373.012 Apricot  
Brentwood, CA  
October 7, 2022

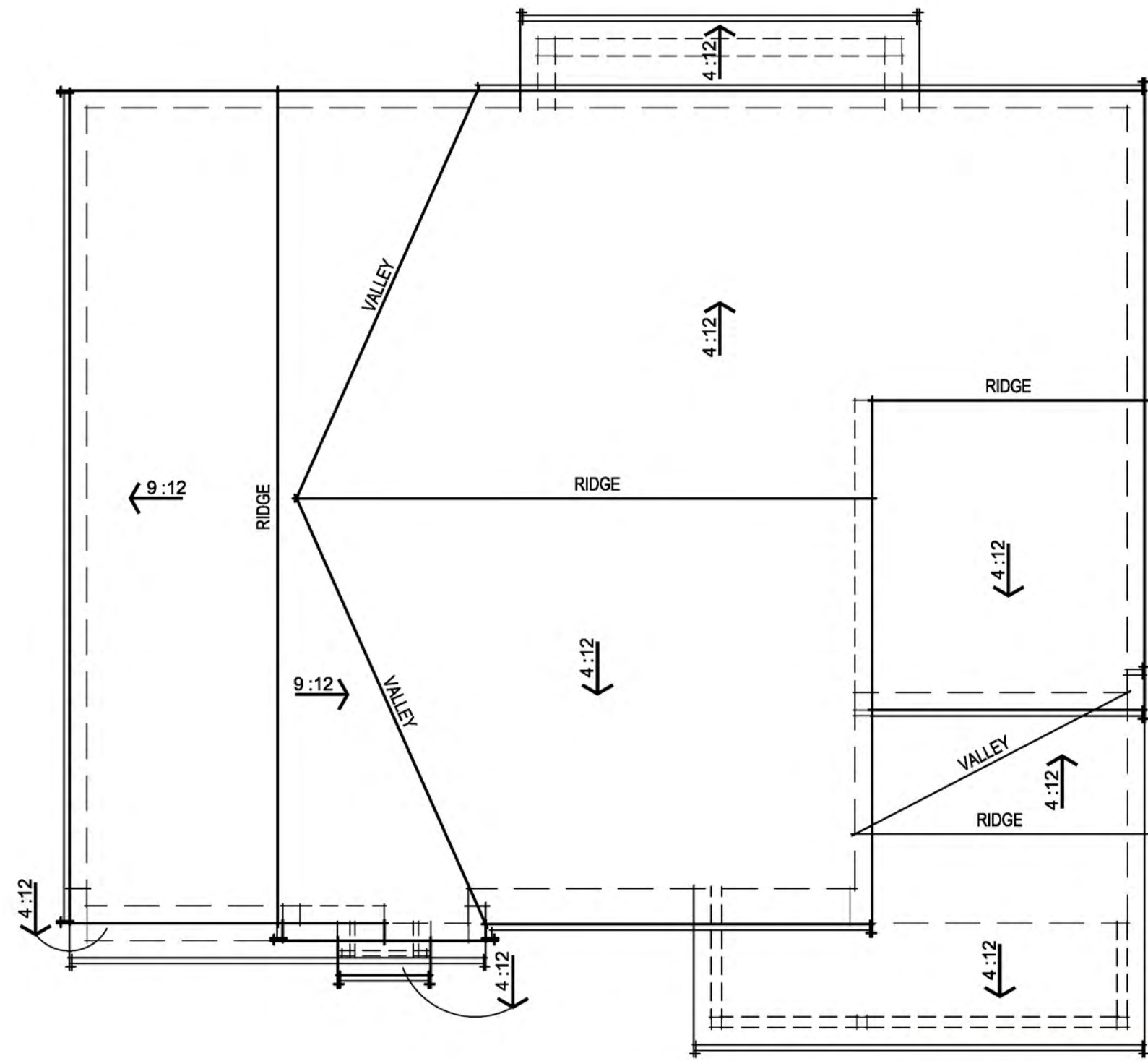
Trumark Homes  
3001 Bishop Drive, Suite 100, San Ramon, CA 94583  
925.648.8300

SDG Architects, Inc.  
3361 Walnut Blvd, Suite 120  
Brentwood, CA 94513  
925.634.7000 | sdgarchitectsinc.com




V:\373012\_Tru Apricot\373012\A\_Sheets\Sheet\A21\_Plan 3 SECOND FLOOR PLAN.dwg, 10/5/2022 11:48:29 AM, MThomas





FARMHOUSE ROOF PLAN

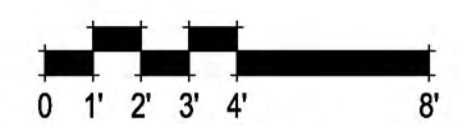


FARMHOUSE 'A' RIGHT ELEVATION



FARMHOUSE 'A' FRONT ELEVATION

- FARMHOUSE ELEVATION  
EXTERIOR MATERIALS**
- BOARD AND BATTEN SIDING
  - CONCRETE TILE ROOFING
  - 2X WOOD WINDOW TRIM @ SIDING
  - STUCCO o/ FOAM TRIM @ STUCCO
  - DECORATIVE GARAGE DOOR
  - DECORATIVE ROOF w/ KICKER
  - DECORATIVE PORCH RAILING



373.012 Apricot  
Brentwood, CA  
May 18, 2023

Trumark Homes  
3001 Bishop Drive, Suite 100, San Ramon, CA 94583  
925.648.8300

PLAN 3 FARMHOUSE FRONT & RIGHT ELEVATIONS & ROOF PLAN

A22

SDG Architects, Inc.  
3361 Walnut Blvd, Suite 120  
Brentwood, CA 94513  
925.634.7000 | sdgarchitectsinc.com



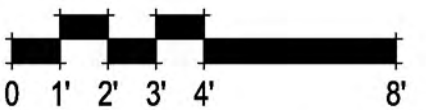




FARMHOUSE 'A' LEFT ELEVATION



FARMHOUSE 'A' REAR ELEVATION



PLAN 3 FARMHOUSE REAR & LEFT ELEVATIONS

A23

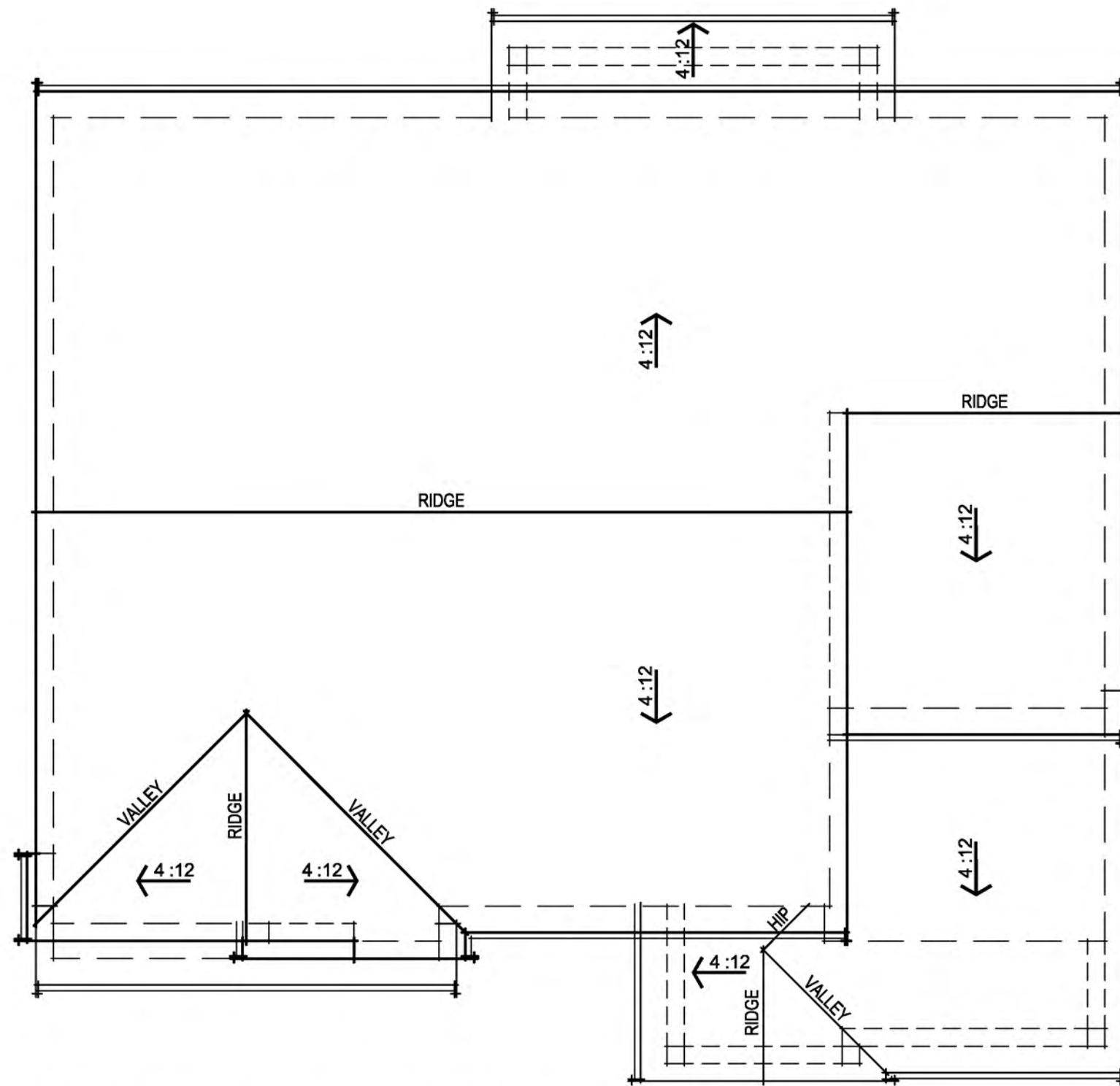
373.012 Apricot  
Brentwood, CA  
May 18, 2023

Trumark Homes  
3001 Bishop Drive, Suite 100, San Ramon, CA 94583  
925.648.8300

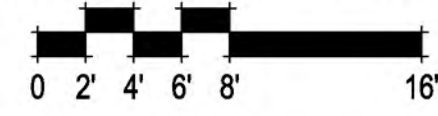
SDG Architects, Inc.  
3361 Walnut Blvd, Suite 120  
Brentwood, CA 94513  
925.634.7000 | sdgarchitectsinc.com







CRAFTSMAN ROOF PLAN



CRAFTSMAN 'B' RIGHT ELEVATION



CRAFTSMAN 'B' FRONT ELEVATION

CRAFTSMAN ELEVATION  
EXTERIOR MATERIALS

- HORIZONTAL SIDING
- CONCRETE TILE ROOFING
- 2X WOOD WINDOW TRIM @ SIDING
- STUCCO or FOAM TRIM @ STUCCO
- DECORATIVE GARAGE DOOR
- DECORATIVE CORBEL
- STONE VENEER



PLAN 3 CRAFTSMAN FRONT & RIGHT ELEVATIONS & ROOF PLAN

A24

373.012 Apricot  
Brentwood, CA  
October 7, 2022

Trumark Homes  
3001 Bishop Drive, Suite 100, San Ramon, CA 94583  
925.648.8300

SDG Architects, Inc.  
3361 Walnut Blvd, Suite 120  
Brentwood, CA 94513  
925.634.7000 | sdgarchitectsinc.com







CRAFTSMAN 'B' LEFT ELEVATION



CRAFTSMAN 'B' REAR ELEVATION



PLAN 3 CRAFTSMAN REAR & LEFT ELEVATIONS

A25

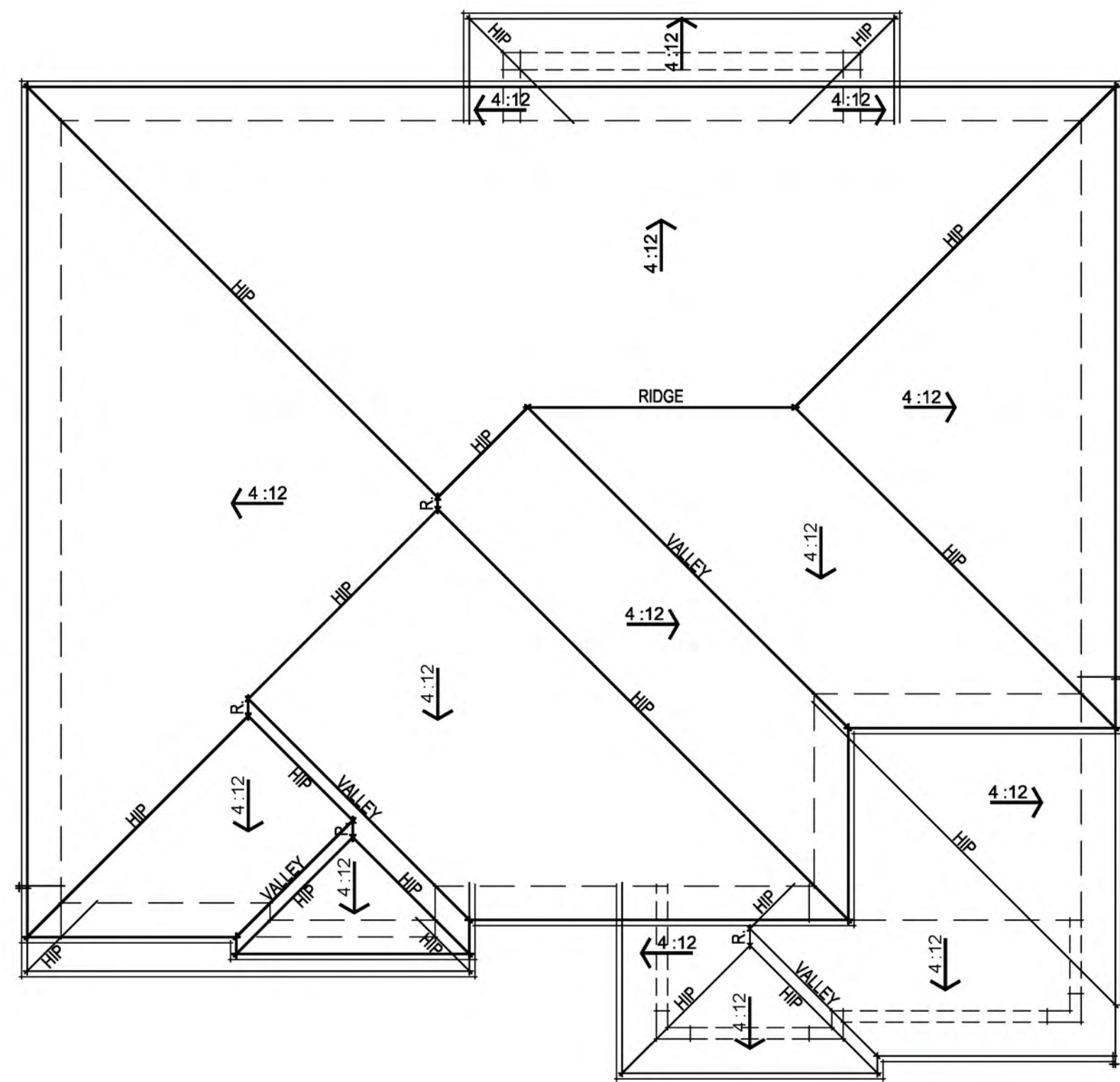
373.012 Apricot  
Brentwood, CA  
October 7, 2022

Trumark Homes  
3001 Bishop Drive, Suite 100, San Ramon, CA 94583  
925.648.8300

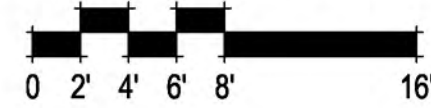
SDG Architects, Inc.  
3361 Walnut Blvd, Suite 120  
Brentwood, CA 94513  
925.634.7000 | sdgarchitectsinc.com







PRAIRIE ROOF PLAN



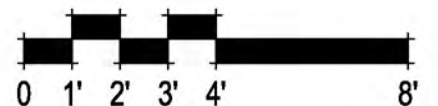
PRAIRIE 'C' RIGHT ELEVATION



PRAIRIE 'C' FRONT ELEVATION

**PRAIRIE ELEVATION  
EXTERIOR MATERIALS**

- CEMENT PLASTER FINISH
- HORIZONTAL WOOD SIDING
- CONCRETE TILE ROOFING
- 2X WOOD WINDOW TRIM @ SIDING
- STUCCO or FOAM TRIM @ STUCCO
- DECORATIVE GARAGE DOOR
- STONE VENEER



PLAN 3 PRAIRIE FRONT & RIGHT ELEVATIONS & ROOF PLAN

A26

373.012 Apricot  
Brentwood, CA  
October 7, 2022

Trumark Homes

3001 Bishop Drive, Suite 100, San Ramon, CA 94583  
925.648.8300

SDG Architects, Inc.  
3361 Walnut Blvd, Suite 120  
Brentwood, CA 94513  
925.634.7000 | sdgarchitectsinc.com







PRAIRIE 'C' LEFT ELEVATION



PRAIRIE 'C' REAR ELEVATION



PLAN 3 PRAIRIE REAR & LEFT ELEVATIONS

A27

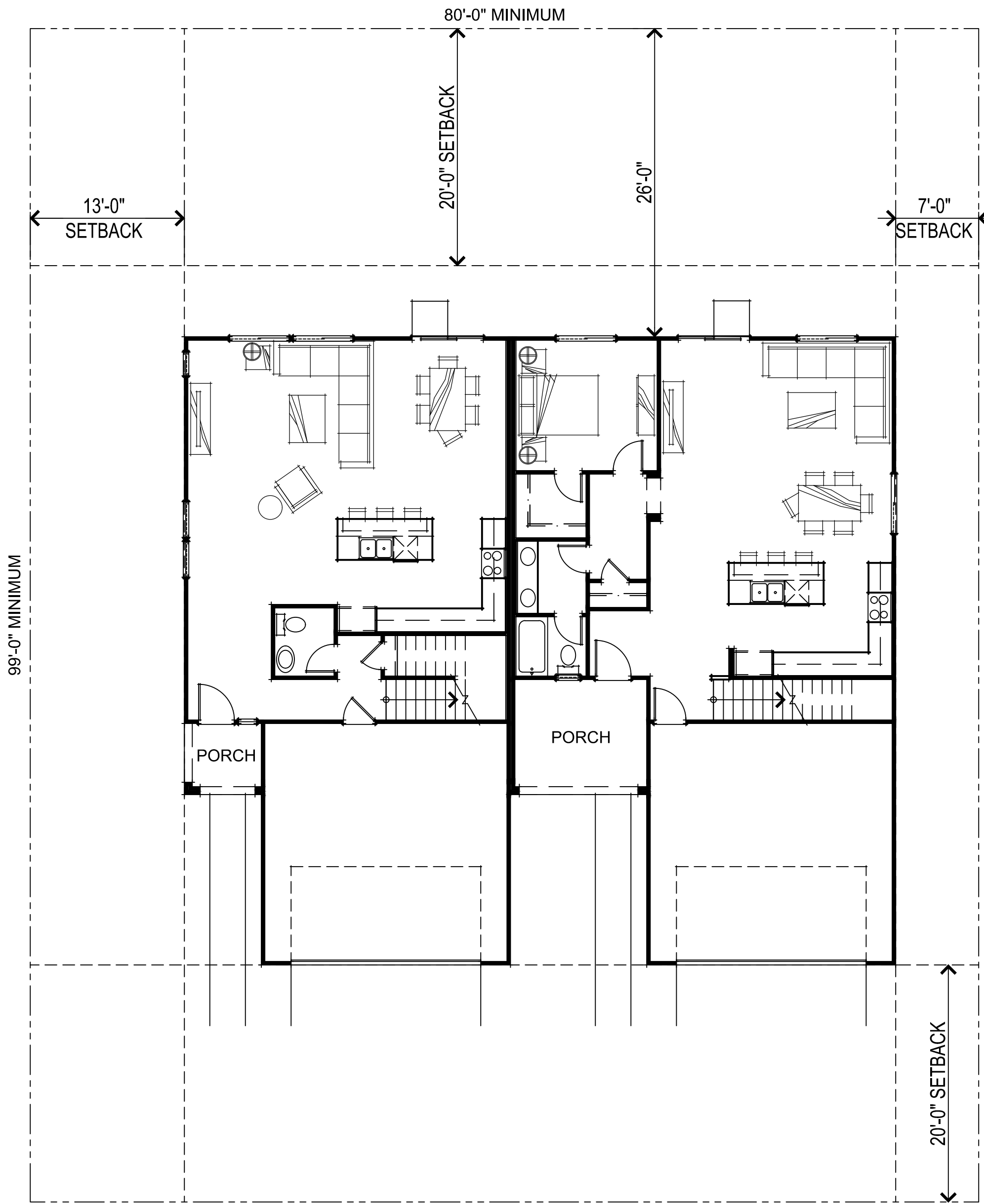
373.012 Apricot  
Brentwood, CA  
October 7, 2022

Trumark Homes  
3001 Bishop Drive, Suite 100, San Ramon, CA 94583  
925.648.8300

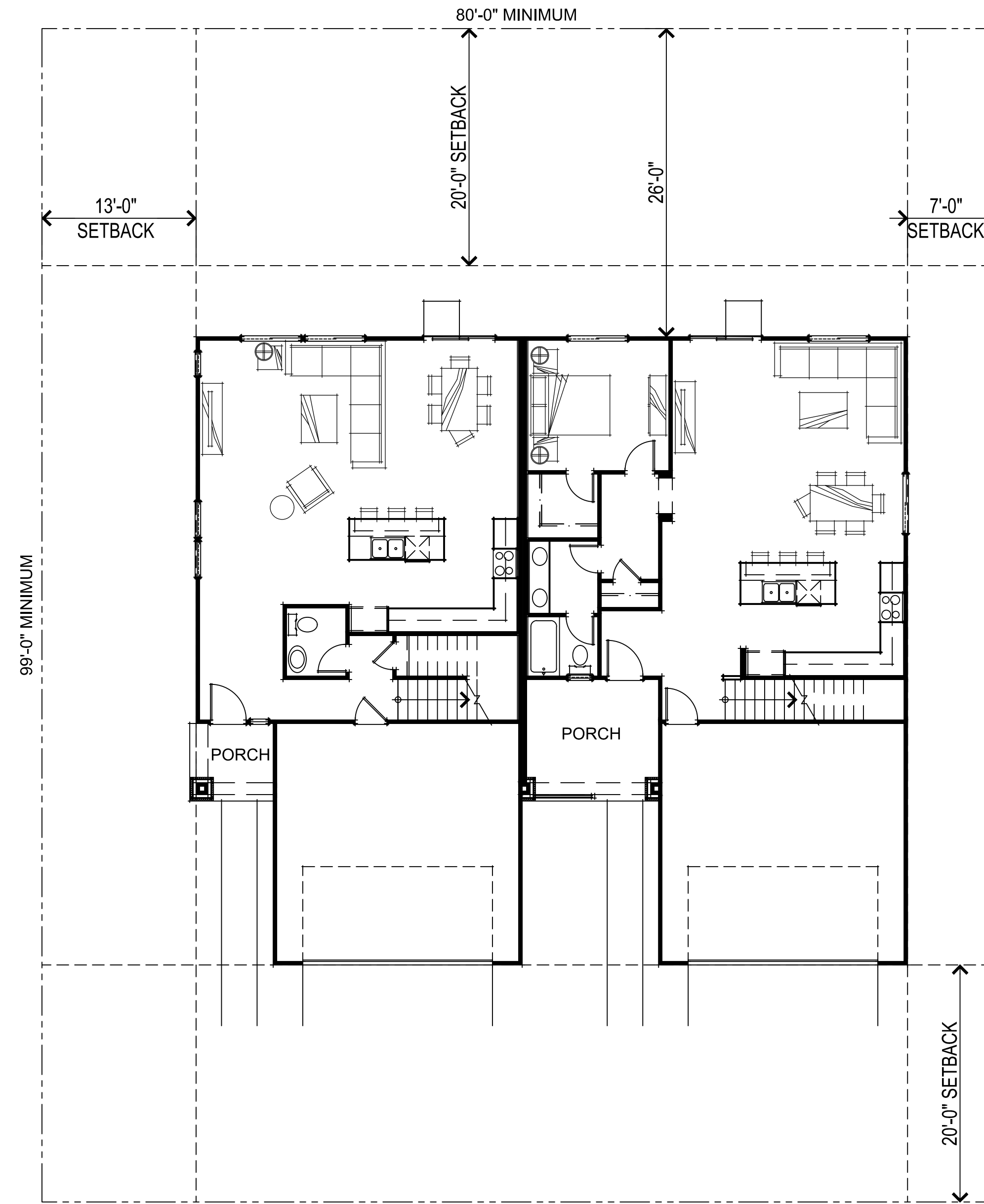
SDG Architects, Inc.  
3361 Walnut Blvd, Suite 120  
Brentwood, CA 94513  
925.634.7000 | sdgarchitectsinc.com



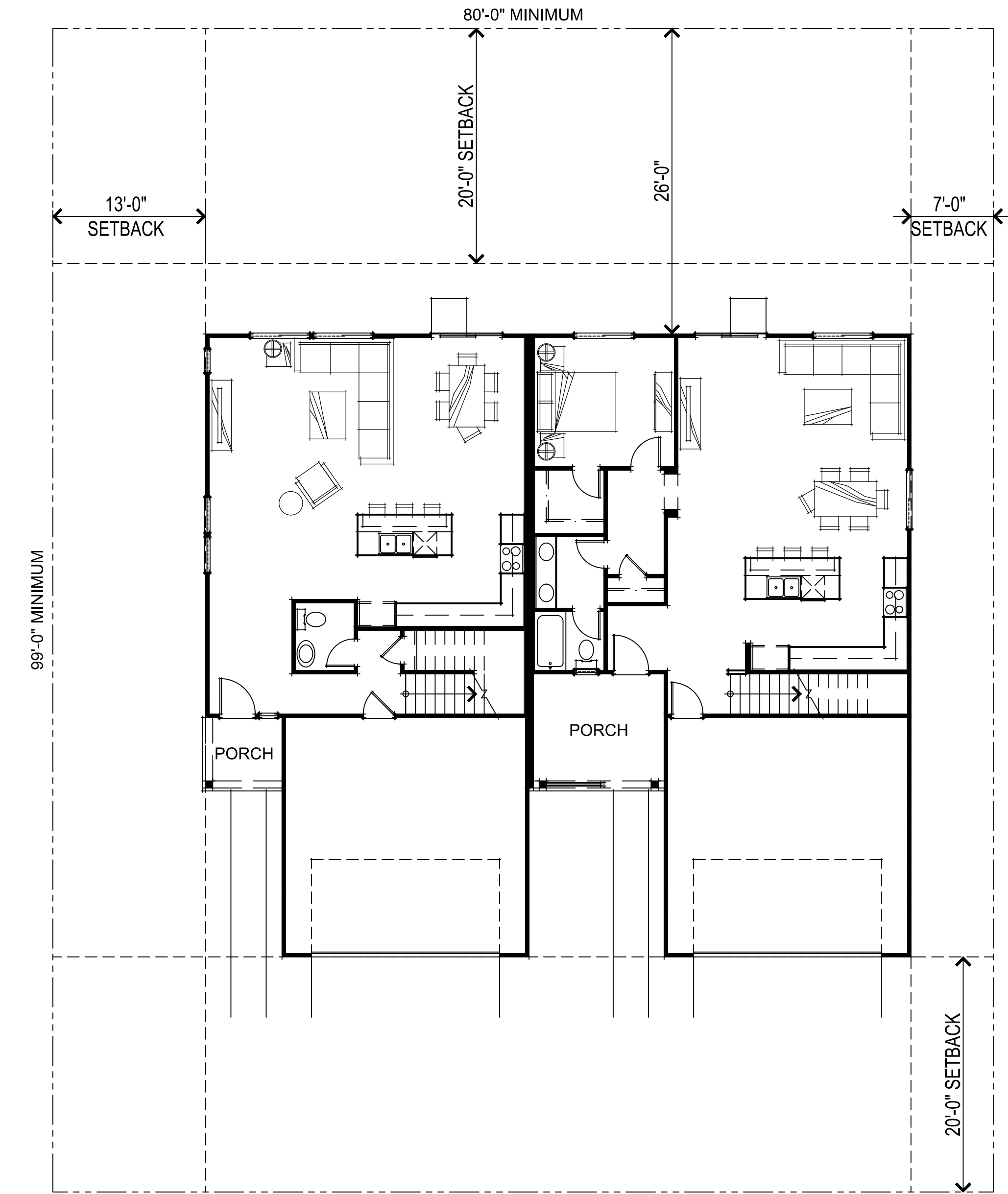




PRAIRIE FIRST FLOOR PLAN



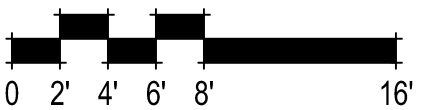
CRAFTSMAN FIRST FLOOR PLAN



FARMHOUSE FIRST FLOOR PLAN

373.012 Apricot  
Brentwood, CA  
October 7, 2022

Trumark Homes  
3001 Bishop Drive, Suite 100, San Ramon, CA 94583  
925.648.8300



DUET SETBACK EXHIBIT  
A28

SDG Architects, Inc.  
3361 Walnut Blvd, Suite 120  
Brentwood, CA 94513  
925.634.7000 | sdgarchitectsinc.com



V:\373012\_1700\_Apricot03\_CAD\373012\1700\_Sheets\DS&A\38 DUET SETBACK EXHIBIT.dwg, 10/07/2022 10:31:20 AM, MThomas





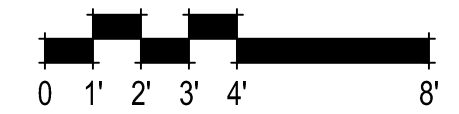
FIRST FLOOR PLAN

DUET A SQUARE FOOTAGES	
FIRST FLOOR	897 SQ. FT.
SECOND FLOOR	1005 SQ. FT.
TOTAL LIVING	1902 SQ. FT.
2-CAR GARAGE	428 SQ. FT.

DUET B SQUARE FOOTAGES	
FIRST FLOOR	1015 SQ. FT.
SECOND FLOOR	1181 SQ. FT.
TOTAL LIVING	2196 SQ. FT.
2-CAR GARAGE	428 SQ. FT.

373.012 Apricot  
Brentwood, CA  
October 7, 2022

Trumark Homes  
3001 Bishop Drive, Suite 100, San Ramon, CA 94583  
925.648.8300



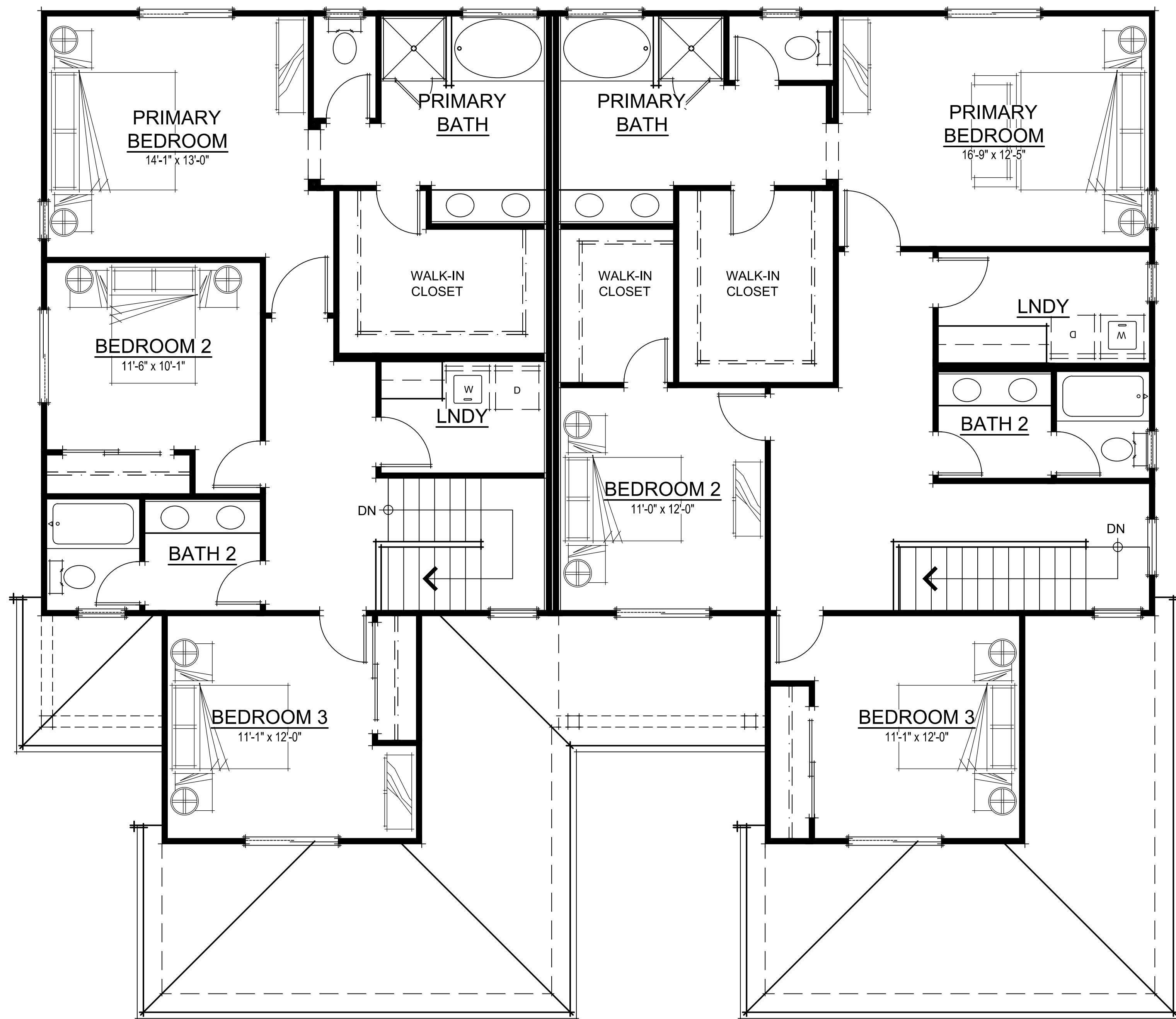
DUET FIRST FLOOR PLAN  
A29

SDG Architects, Inc.  
3361 Walnut Blvd, Suite 120  
Brentwood, CA 94513  
925.634.7000 | sdgarchitectsinc.com



V:\373012\_1700\_Apricot03\_CAD\373012\1700\_Sheets\DWG\A29 DUET FIRST FLOOR PLAN.dwg, 10/6/2022 11:56:57 AM, MThomson

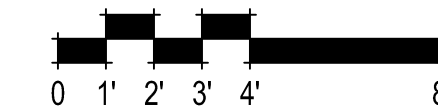




SECOND FLOOR PLAN

373.012 Apricot  
 Brentwood, CA  
 October 7, 2022

Trumark Homes  
 3001 Bishop Drive, Suite 100, San Ramon, CA 94583  
 925.648.8300



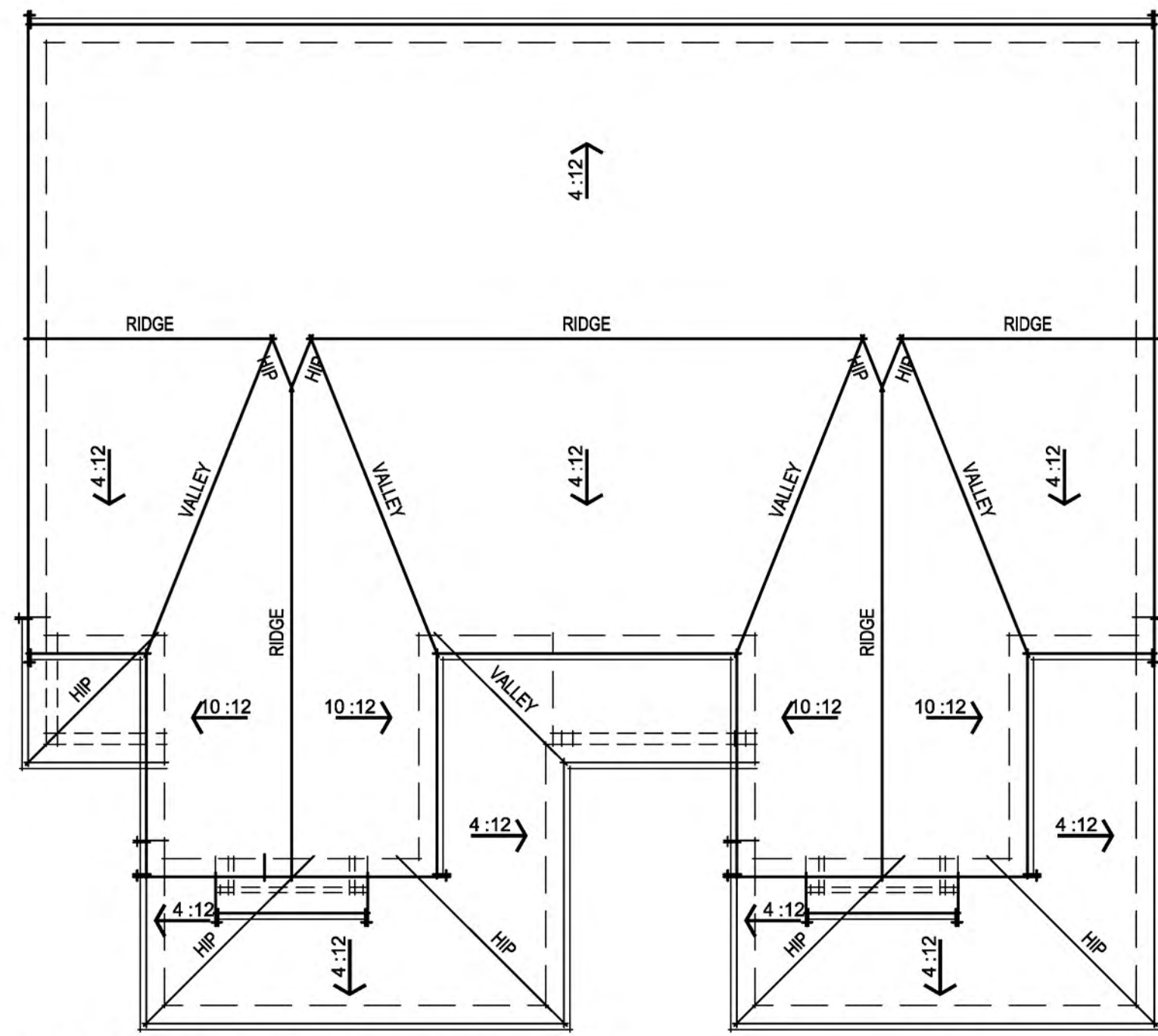
DUET SECOND FLOOR PLAN  
 A30

SDG Architects, Inc.  
 3361 Walnut Blvd, Suite 120  
 Brentwood, CA 94513  
 925.634.7000 | sdgarchitectsinc.com



V:\373012\_1700\_Apricot03\_CAD\373012\1700\_Sheets\DWG\A30 DUET SECOND FLOOR PLAN.dwg, 10/07/2022 11:50:37 AM, MThomas





FARMHOUSE ROOF PLAN



FARMHOUSE 'A' RIGHT ELEVATION



FARMHOUSE 'A' FRONT ELEVATION

- FARMHOUSE ELEVATION  
EXTERIOR MATERIALS**
- BOARD AND BATTEN SIDING
  - CONCRETE TILE ROOFING
  - 2X WOOD WINDOW TRIM @ SIDING
  - STUCCO or FOAM TRIM @ STUCCO
  - DECORATIVE GARAGE DOOR
  - DECORATIVE ROOF w/ KICKER
  - DECORATIVE PORCH RAILING

DUET FARMHOUSE FRONT & RIGHT ELEVATIONS & ROOF PLAN





FARMHOUSE 'A' LEFT ELEVATION



FARMHOUSE 'A' REAR ELEVATION



DUET FARMHOUSE REAR & LEFT ELEVATIONS

A32

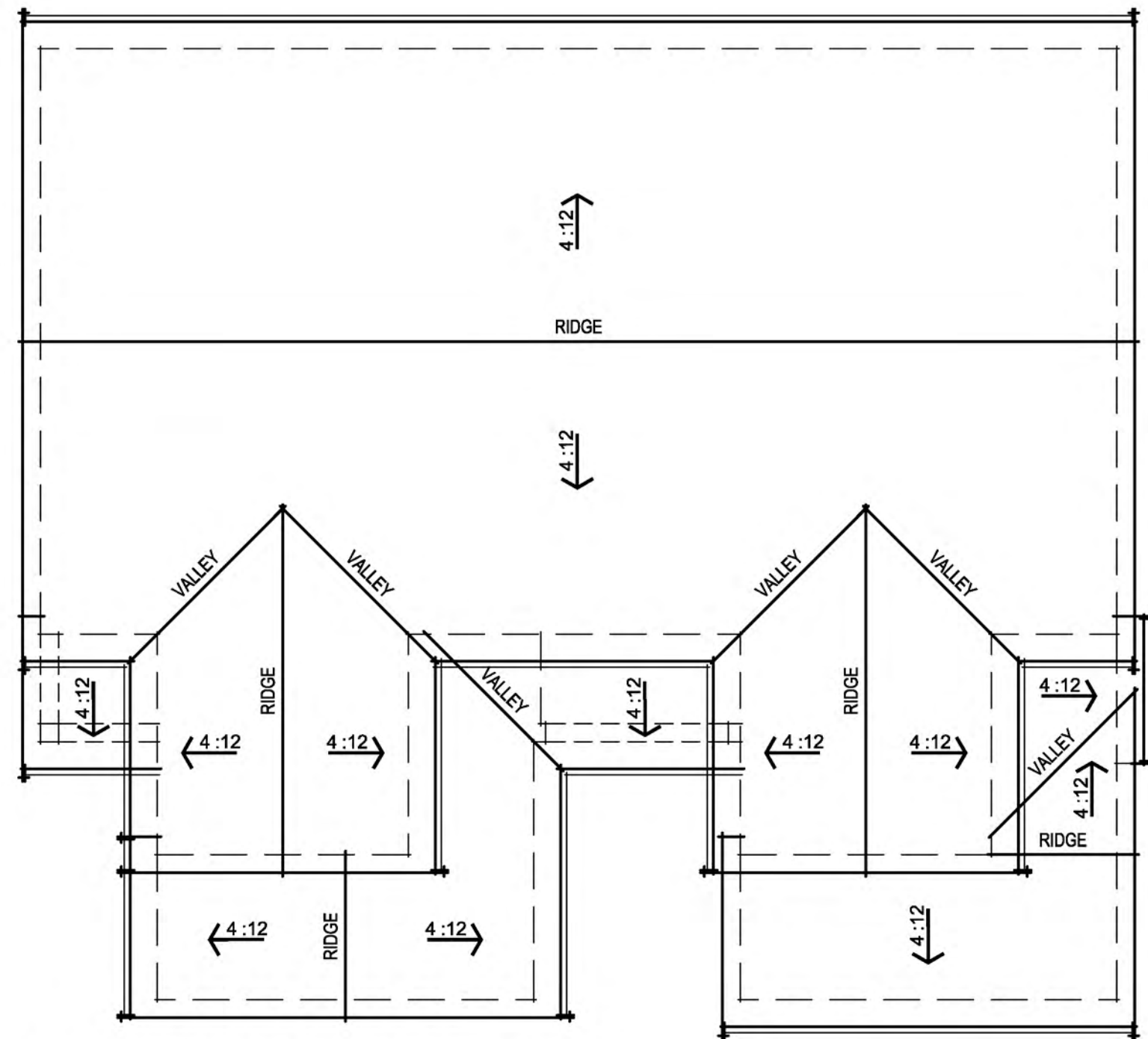
373.012 Apricot  
Brentwood, CA  
October 7, 2022

Trumark Homes  
3001 Bishop Drive, Suite 100, San Ramon, CA 94583  
925.648.8300

SDG Architects, Inc.  
3361 Walnut Blvd, Suite 120  
Brentwood, CA 94513  
925.634.7000 | sdgarchitectsinc.com







CRAFTSMAN ROOF PLAN



CRAFTSMAN 'B' RIGHT ELEVATION



CRAFTSMAN 'B' FRONT ELEVATION

CRAFTSMAN ELEVATION  
EXTERIOR MATERIALS

- HORIZONTAL SIDING
- CONCRETE TILE ROOFING
- 2X WOOD WINDOW TRIM @ SIDING
- STUCCO or FOAM TRIM @ STUCCO
- DECORATIVE GARAGE DOOR
- DECORATIVE CORBEL
- STONE VENEER

DUET CRAFTSMAN FRONT & RIGHT ELEVATIONS & ROOF PLAN

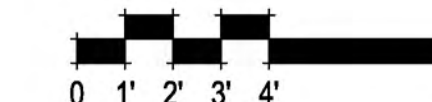




CRAFTSMAN 'B' LEFT ELEVATION



CRAFTSMAN 'B' REAR ELEVATION



DUET CRAFTSMAN REAR & LEFT ELEVATIONS

A34

373.012 Apricot  
Brentwood, CA  
October 7, 2022

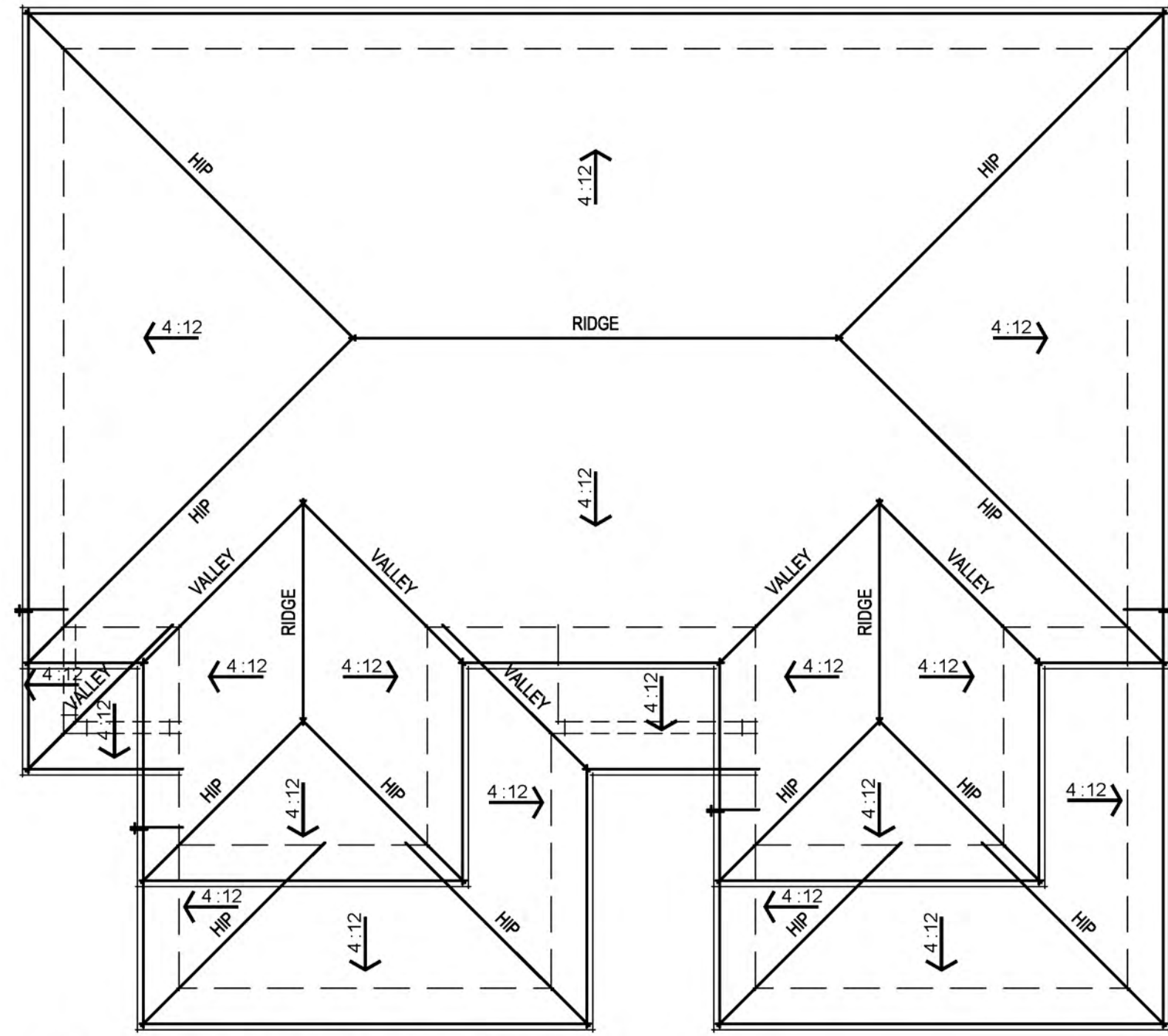
Trumark Homes

3001 Bishop Drive, Suite 100, San Ramon, CA 94583  
925.648.8300

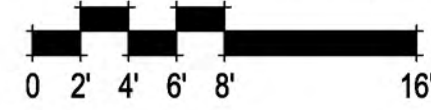
SDG Architects, Inc.  
3361 Walnut Blvd, Suite 120  
Brentwood, CA 94513  
925.634.7000 | sdgarchitectsinc.com







PRAIRIE ROOF PLAN



PRAIRIE 'C' RIGHT ELEVATION



PRAIRIE 'C' FRONT ELEVATION

**PRAIRIE ELEVATION  
EXTERIOR MATERIALS**

- CEMENT PLASTER FINISH
- HORIZONTAL WOOD SIDING
- CONCRETE TILE ROOFING
- 2X WOOD WINDOW TRIM @ SIDING
- STUCCO o/ FOAM TRIM @ STUCCO
- DECORATIVE GARAGE DOOR
- STONE VENEER



DUET PRAIRIE FRONT & RIGHT ELEVATIONS & ROOF PLAN

A35

373.012 Apricot  
Brentwood, CA  
October 7, 2022

Trumark Homes  
3001 Bishop Drive, Suite 100, San Ramon, CA 94583  
925.648.8300

SDG Architects, Inc.  
3361 Walnut Blvd, Suite 120  
Brentwood, CA 94513  
925.634.7000 | sdgarchitectsinc.com



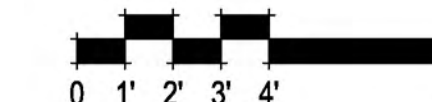




PRAIRIE 'C' LEFT ELEVATION



PRAIRIE 'C' REAR ELEVATION



DUET PRAIRIE REAR & LEFT ELEVATIONS

A36

373.012 Apricot  
Brentwood, CA  
October 7, 2022

Trumark Homes








3001 Bishop Drive, Suite 100, San Ramon, CA 94583  
925.648.8300

SDG Architects, Inc.  
3361 Walnut Blvd, Suite 120  
Brentwood, CA 94513  
925.634.7000 | sdgarchitectsinc.com












**SCHEME 1**

	<b>Metal Roof</b> McElroy Metal Slate Gray
	<b>Roofing</b> GAF Timberline HD Charcoal
	<b>Board &amp; Batten</b> SW 6119 Antique White (263-C6)
	<b>Trim</b> SW 7547 Sandbar (284-C2)
	<b>Fascia</b> SW 7069 Iron Ore (251-C7)
	<b>Garage Door</b> SW 0037 Morris Room Grey (303)
	<b>Entry Door</b> SW 6347 Chrysanthemum (125-C4)

**SCHEME 2**

	<b>Metal Roof</b> McElroy Metal Slate Gray
	<b>Roofing</b> GAF Timberline HD Charcoal
	<b>Board &amp; Batten</b> SW 7067 Cityscape (236-C5)
	<b>Trim</b> SW 7674 Pepercorn (236-C7)
	<b>Fascia</b> SW 7674 Pepercorn (236-C7)
	<b>Garage Door</b> SW 9171 Felted Wool (245-C4)
	<b>Entry Door</b> SW 7645 Thunder Gray (278-C1)

**SCHEME 3**

	<b>Metal Roof</b> McElroy Metal Slate Gray
	<b>Roofing</b> GAF Timberline HD Charcoal
	<b>Board &amp; Batten</b> SW 7008 Alabaster (255-C1)
	<b>Trim</b> SW 2821 Downing Stone (311)
	<b>Fascia</b> SW 2821 Downing Stone (311)
	<b>Garage Door</b> SW 6992 Inkwell (251-C4)
	<b>Entry Door</b> SW 6480 Lagoon (170-C5)

*Note: All colors and textures are representative samples only, pending verification of actual material suppliers and manufacturers for this particular project.*



SCHEME 4



**Roofing**  
GAF Timberline HD  
Barkwood



**Stucco**  
SW 7030 Anew Gray (243-C2)



**Siding**  
SW 9128 Green Onyx (213-C4)



**Trim /Fascia**  
SW 7048 Urbane Bronze (245-C7)



**Garage Door**  
SW 7025 Backdrop (241-C5)



**Entry Door**  
SW 6271 Expressive Plum (229-C6)



**Stone**  
Eldorado Stone  
Durango Mountain Ledge

SCHEME 5



**Roofing**  
GAF Timberline HD  
Barkwood



**Stucco**  
SW 7506 Loggia (248-C2)



**Siding**  
SW 7693 Stonebriar (294-C6)



**Trim /Fascia**  
SW 7555 Patience (261-C7)



**Garage Door**  
SW 7026 Griffin (241-C6)



**Entry Door**  
SW 2837 (313)



**Stone**  
Eldorado Stone  
Mesa Verde Mountain Ledge

SCHEME 6



**Roofing**  
GAF Timberline HD  
Weathered Wood



**Stucco**  
SW 7029 Agreeable Gray (243-C1)



**Siding**  
SW 6117 Smokey Topaz (291-C6)



**Trim /Fascia**  
SW 6159 High Tea (210-C6)



**Garage Door**  
SW 7515 Homestead Brown (277-C5)



**Entry Door**  
SW 9099 Saddle Up (202-C6)



**Stone**  
Eldorado Stone  
Sierra Mountain Ledge

*Note: All colors and textures are representative samples only, pending verification of actual material suppliers and manufacturers for this particular project.*



SCHEME 7



**Roofing**  
GAF Timberline HD  
Weathered Wood



**Stucco**  
SW 6119 Antique White (263-C6)



**Siding**  
SW 7047 Porpoise (245-C6)



**Trim**  
SW 6119 Antique White (263-C6)



**Garage Door**  
SW 0037 Morris Room Grey (303)



**Entry Door**  
SW 7699 Rustic City (296-C7)



**Stone**  
Eldorado Stone  
Southern Peak Vantage30

SCHEME 8



**Roofing**  
GAF Timberline HD  
Barkwood



**Stucco**  
SW 7567 Sandbar (284-C1)



**Siding**  
SW 7061 Night Owl (237-C6)



**Trim**  
SW 7040 Smokehouse (249-C6)



**Garage Door**  
SW 7675 Sealskin (277-C7)



**Entry Door**  
SW 626 Midnight (228-C6)



**Stone**  
Eldorado Stone  
Stormcloud Vantage30

SCHEME 9



**Roofing**  
GAF Timberline HD  
Weathered Wood



**Stucco**  
SW 7526 Maison Blanche (288-C1)



**Siding**  
SW 7509 Tiki Hut (250-C7)



**Trim**  
SW 7041 Van Dyke Brown (249-C7)



**Garage Door**  
SW 7026 Griffin (241-C6)



**Entry Door**  
SW 2819 Downing Slate (311)



**Stone**  
Eldorado Stone  
Stormcloud Vantage30

*Note: All colors and textures are representative samples only, pending verification of actual material suppliers and manufacturers for this particular project.*